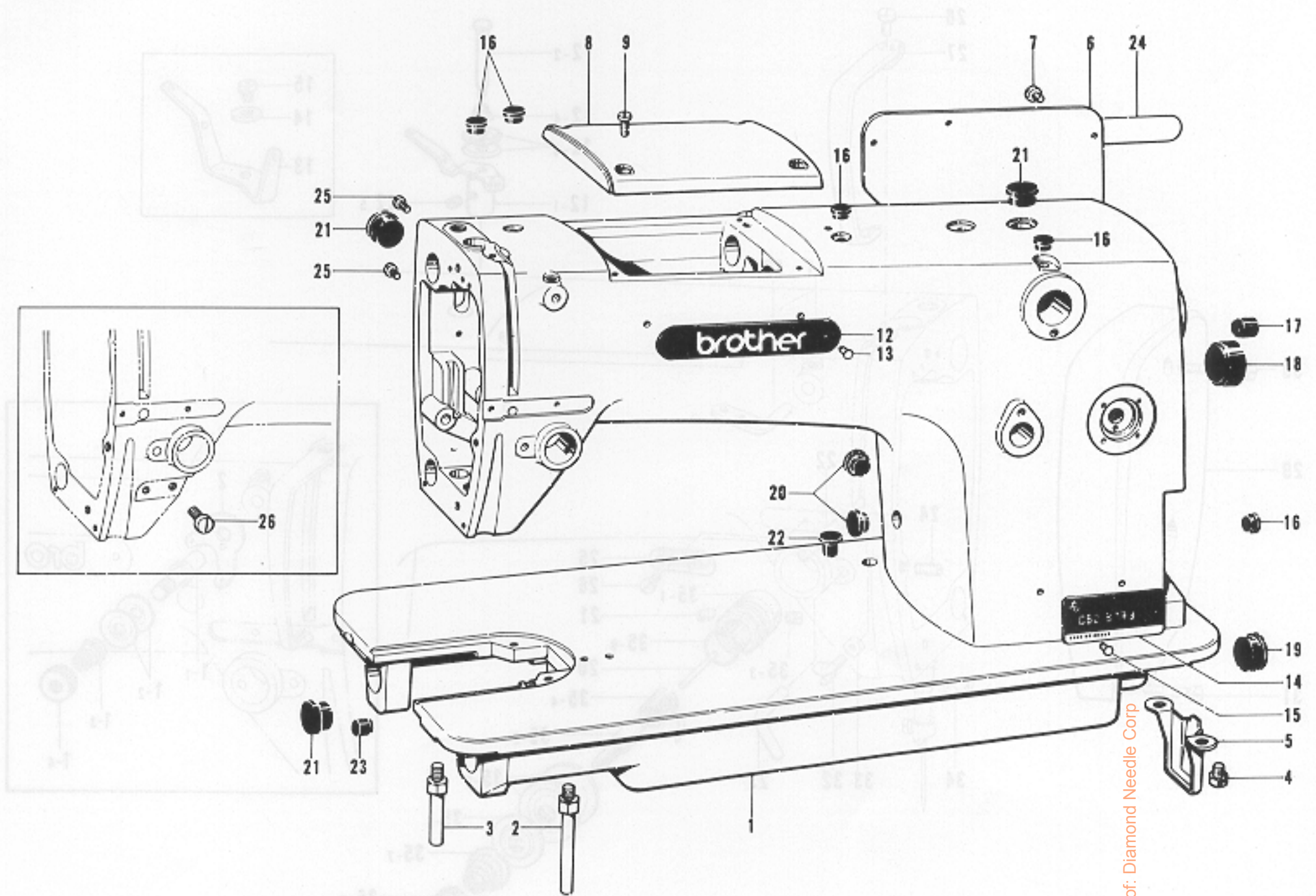


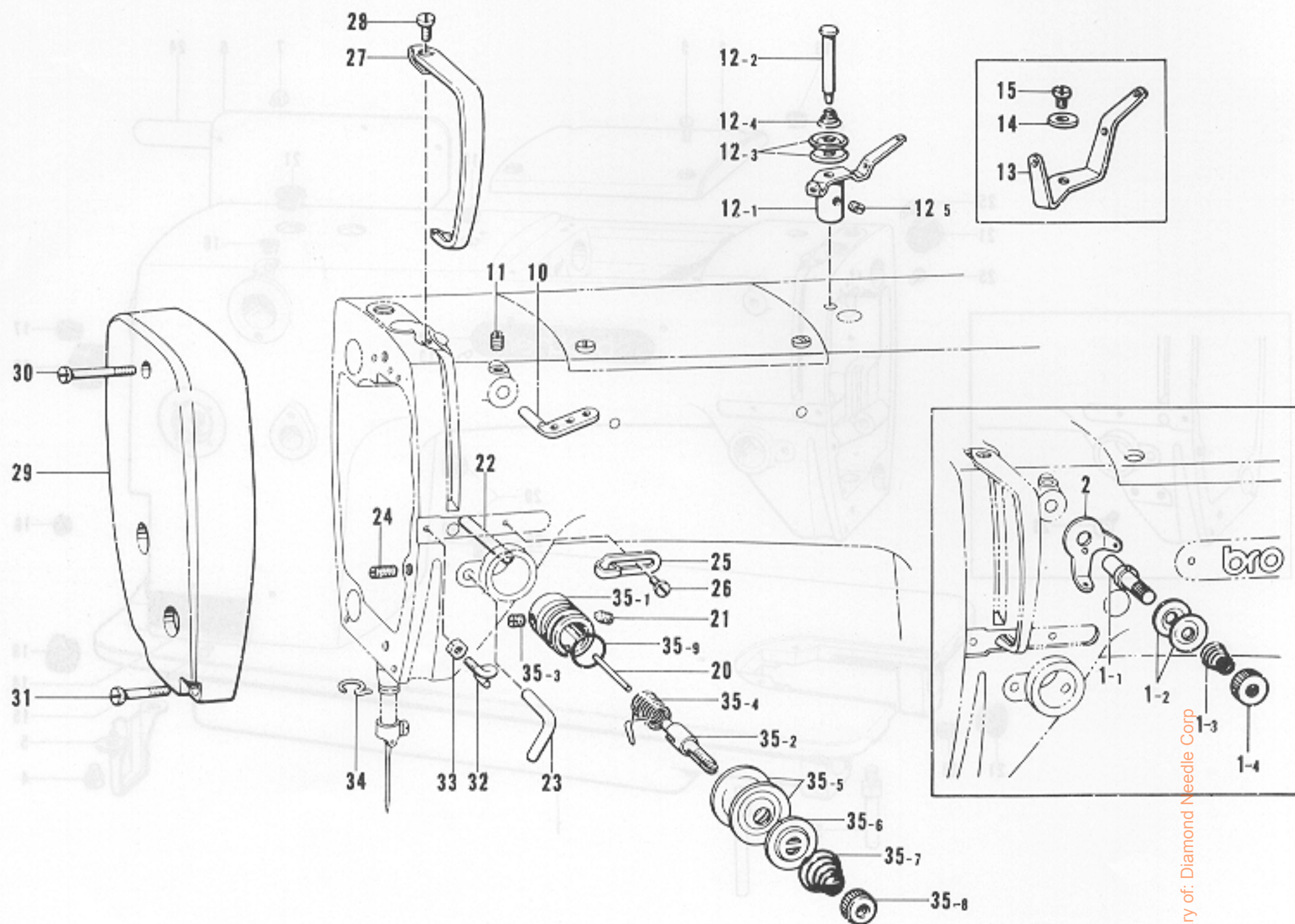
A. Machine body / Maschinengehäuse
 Corps de la machine / Cuerpo de la maquina



Ref. No.	Name of Parts	Q'ty	Parts No.	Assembly No.	Ref. No.	Name of Parts	Q'ty	Parts No.	Assembly No.
1	Arm Bed	1			15	Pin	2		
2	Bed Leg A	1	104829-1-01		16	Oil Cap	5	104450-0-01	
3	Bed Leg B	1	104830-1-01		17	Oil Cap	1	104832-0-01	
4	Bolt 7.14	2	140704-0-01		18	Oil Cap	1	104451-0-01	
5	Pump Cover	1	118672-0-01		19	Oil Cap	1	108520-0-01	
6	Rear Cover A	1			20	Oil Cap	2	104821-0-01	
7	Screw 357-40 x 8	8	062670-8-12		21	Oil Cap		104449-0-01	
8	Top Cover	1	151258-0-02		22	Oil Cap	1	117936-0-01	
9	Screw 437-40 x 10	4	062681-0-12		23	Oil Cap	1	156217-0-01	
12	Name Plate	1			24	Name Plate	1		
13	Pin	2			25	Screw 437-40 x 5	2	062680-5-12	
14	Model Plate	1			26	Screw 5 x 6	2	007500-6-02	

From the library of: Diamond Needle Corp

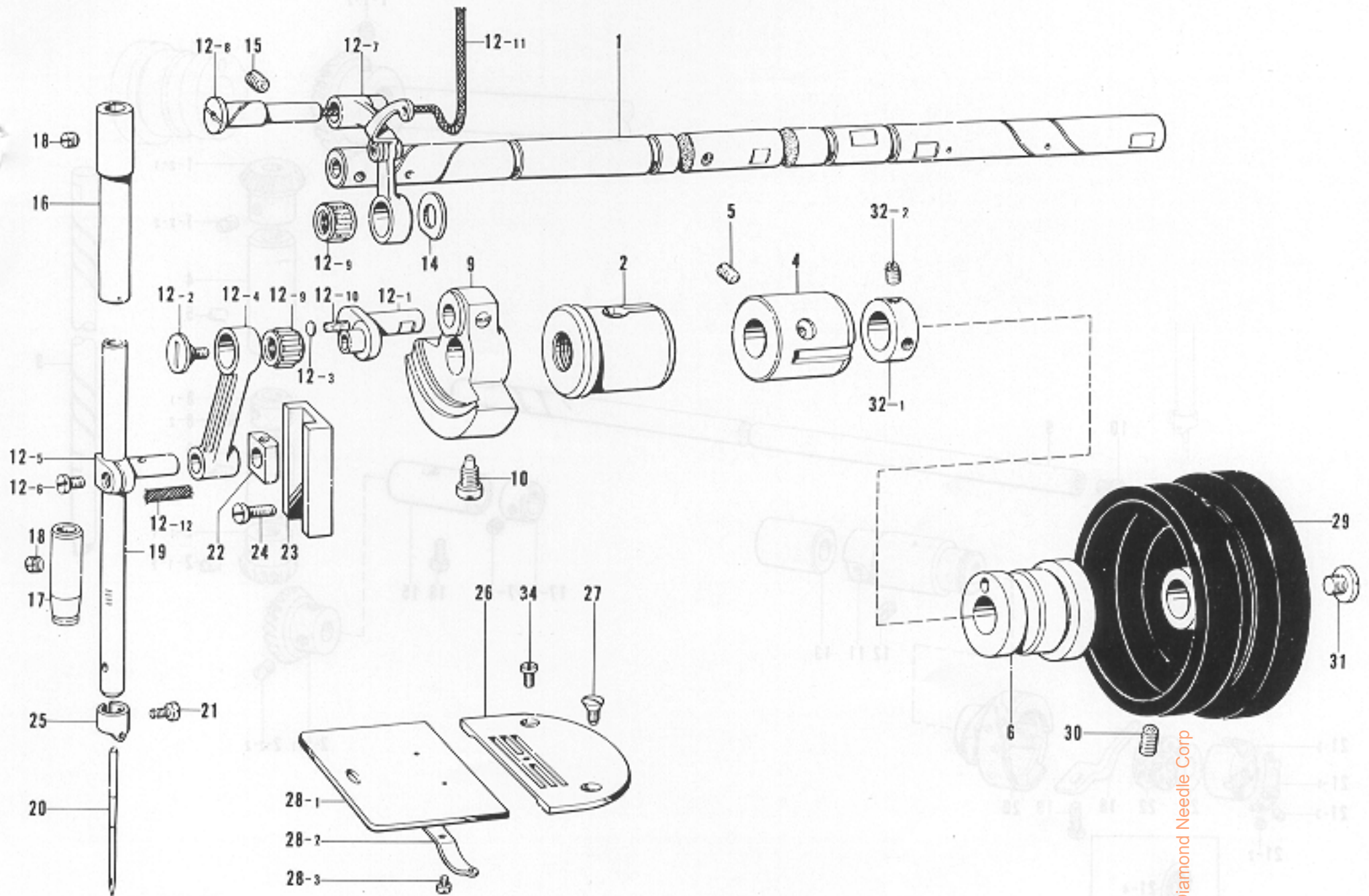
B. Threading mechanism / Fadenführungsrichtung
 Mécanisme de l'enfilage / Mecanismo de la enhebrado



Ref. No.	Name of Parts	Q'ty	Parts No.	Assembly No.	Ref. No.	Name of Parts	Q'ty	Parts No.	Assembly No.
1-1	Pre-Tension Stud	1	154559-0-01	B-1 Pre-Tension Assembly A 183124-0-01	25	Thread Guide	1	145522-0-01	B-35 Tension Regulator Assembly 181634-0-01
1-2	Thread Guide Disc	2	144504-0-01		26	Screw 357-40 x 6	1	062670-6-12	
1-3	Spring A	1	154560-0-01		27	Thread Take-up Cover	1	140885-0-05	
1-4	Nut	1	155510-0-01		28	Screw 437-40 x 7	1	062680-7-12	
2	Thread Guide	1	154563-0-01	29	Face Plate	1	151430-0-02		
10	Thread Retainer	1	114931-0-01	30	Screw 3.57	1	151431-0-01		
11	Screw 4.37	1	151602-0-02	31	Screw 3.57	2	120311-0-02		
12-1	Pre-Tension	1		32	Arm Thread Guide L	1	145524-0-01		
12-2	Pre-Tension Stud	1		33	Nut 3.18	1	021660-1-02		
12-3	Thread Guide Disc	2	144504-0-01	34	Thread Guide Under	1	100573-0-01		
12-4	Spring	1	144505-0-00	35-1	Upper Tension Regulator Bracket	1	144741-0-01		
12-5	Screw 4.37	1	102716-0-04	35-2	Tension Stud	1	100398-0-01		
13	Thread Guide Plate	1	146055-0-01	35-3	Screw 3.57	1	100402-0-04		
14	Washer 4.37	1	025680-2-32	35-4	Thread Take-up Spring	1	145519-0-01		
15	Screw 437-40 x 6	1	062680-6-12	35-5	Tension Disc	2	145446-0-01		
20	Tension Release Pin	1	100400-0-00	35-6	Tension Disc Washer	1	159805-0-01		
21	Screw 5.95	1	103950-0-03	35-7	Tension Spring	1	145520-0-01		
22	Pin	1		35-8	Tension Control Nut	1	100136-0-01		
23	Thread Guide	1	116112-0-01	35-9	O Ring	1	114294-0-01		
24	Screw 4.76	1	153483-0-01						

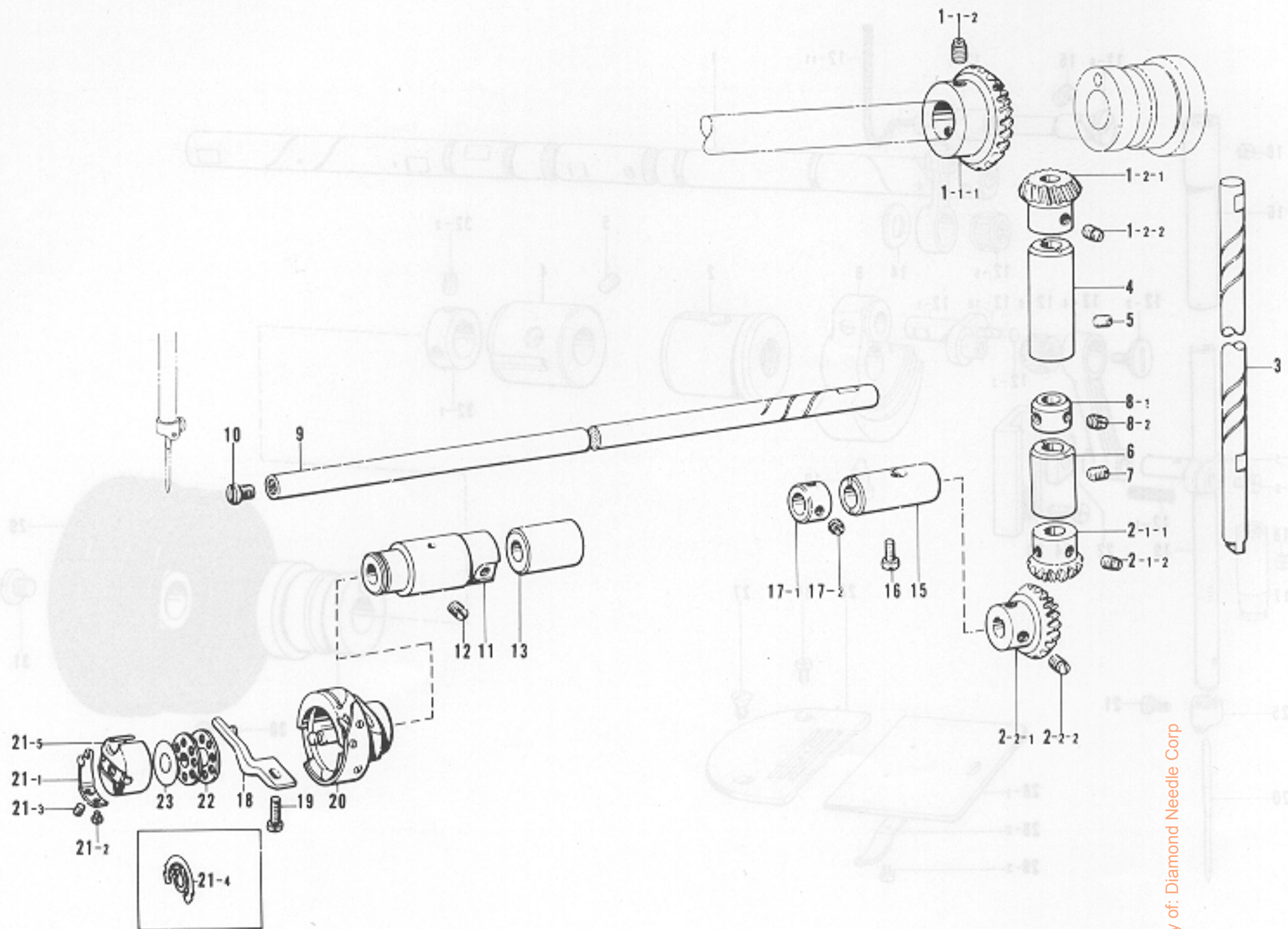
From the library of: Diamond Needle Corp

C. Upper shaft and thread take-up mechanism / obere Welle und Fadenabnahme vorrichtung
 Mécanisme de l'arbre supérieur et releveur de fil / Mecanismo de l'arbre superior y tirahilos



Ref. No.	Name of Parts	Q'ty	Parts No.	Assembly No.	Ref. No.	Name of Parts	Q'ty	Parts No.	Assembly No.
1	Upper Shaft	1	151260-0-01		16	Needle Bar Bushing, Upper	1	117242-0-01	
2	Upper Shaft Bushing Left	1	145459-1-01		17	Needle Bar Bushing, Lower	1	117243-0-01	
4	Upper Shaft Bushing Intermediate	1	140726-0-00		18	Screw 5.95	2	100260-0-01	
5	Screw 5.95 x 6	1	013760-6-10		19	Needle Bar	1		
6	Upper Shaft Bushing Right	1	145461-1-01		20	Needle DB x 1 #11	1		
9	Thread Take-up Crank Assembly	1	159473-0-01		21	Screw 3.18	1	140553-1-02	
10	Screw 7.14	1	104464-0-01		22	Needle Bar Guide Slide Block	1	102630-0-01	
12- 1	Needle Bar Crank	1		C-12 Thread Take-up Lever Assembly 156942-0-01	23	Needle Bar Guide	1	145688-0-00	
12- 2	Screw 3.57 L	1	145465-0-01		24	Screw 357-40 x 6	2	062670-6-12	
12- 3	Cap	1			25	Thread Guide	1	151594-0-01	
12- 4	Tension Disc	1			26	Needle Plate	1		
12- 5	Needle Bar Clamp	1			27	Screw 4.37	1	100632-0-04	
12- 6	Screw 4.37	1	140004-0-01		28- 1	Slide Plate	1		C-28 Slide Plate Assembly 180018-0-01
12- 7	Thread Take-up Supporter Assembly	1			28- 2	Slide Plate Spring	1	114561-0-01	
12- 8	Stud	1			28- 3	Screw 2.38	2	122771-0-02	
12- 9	Bearing	2			29	Pulley	1		
12-10	Felt	1	145624-0-00		30	Screw 5.95	2	013761-4-10	
12-11	Wick	1	118768-0-01		31	Screw 8.73	1	148900-0-01	
12-12	Wick 4 x 4	1	158727-0-01		32- 1	Set Collar	1		C-32 Collar Assembly 181916-0-01
14	Washer	1	110367-0-01		32- 2	Screw 6.35	2	100251-0-01	
15	Screw 5.95	1	151605-0-02		34	Screw	1	154349-0-01	

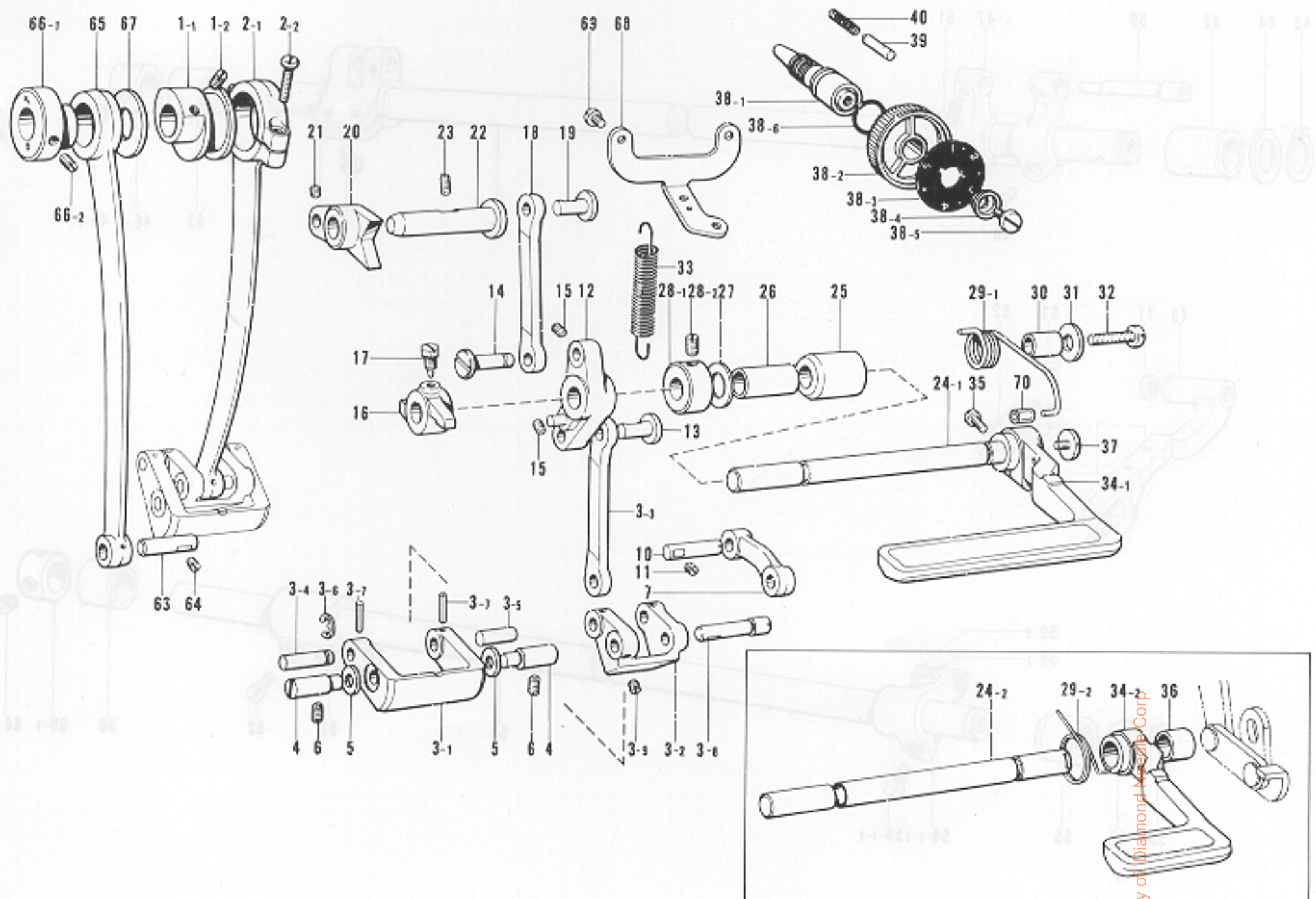
D. Rotary hook mechanism / Greifervorrichtung
 Mécanisme du crochet rotatif / Mecanismo del cangrejo



From the library of: Diamond Needle Corp

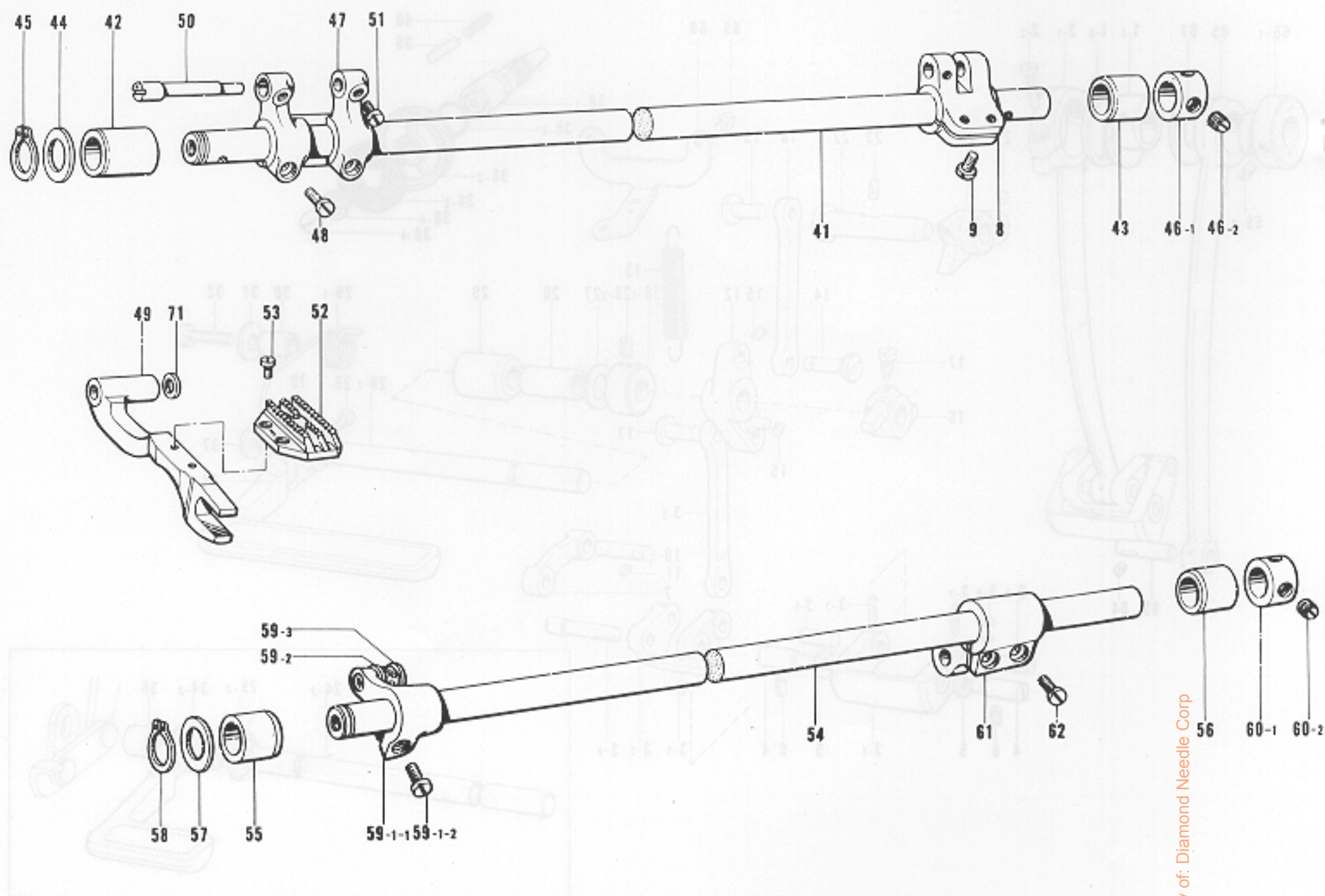
Ref. No.	Name of Parts	Q'ty	Parts No.	Assembly No.	Ref. No.	Name of Parts	Q'ty	Parts No.	Assembly No.
1-1-1	Gear	1		D-1	11	Lower Shaft Bushing Left	1	156305-0-00	
1-1-2	Screw 6.35	2	100251-0-01	Bevel Gear	12	Screw 4.37	1	151603-0-02	
1-2-1	Gear U	1		Upper Assembly	13	Lower Shaft Bushing Middle	1	118762-0-00	
1-2-2	Screw 6.35	2	100251-0-01	140378-0-01	15	Lower Shaft Bushing Right	1	104520-0-00	
2-1-1	Gear D	1		D-2	16	Screw 4.37	1	121007-0-01	
2-1-2	Screw 6.35	2	100251-0-01	Bevel Gear	17-1	Set Collar	1		D-17
2-2-1	Gear	1		Lower Assembly	17-2	Screw 6.35	2	101706-0-01	Collar Assembly
2-2-2	Screw 6.35	2	100251-0-01	140381-0-01	18	Bobbin Case Holder Position Bracket	1	100367-0-01	181995-0-01
3	Vertical Shaft	1	145516-0-01		19	Screw 437-40 x 12	1	062681-2-12	
4	Vertical Shaft Upper Bushing	1	142708-0-00		20	Rotary Hook Assembly	1		
5	Screw 5.95 x 6	1	013760-6-10		21-1	Lower Thread Adjusting Spring	1	183291-0-01	
6	Vertical Shaft Lower Bushing	1	142709-0-00		21-2	Spring Adjusting Screw	1	183292-0-01	D-21
7	Screw 5.95	1	013761-4-10		21-3	Spring Set Screw	1	183293-0-01	Bobbin Case
8-1	Set Collar	1		D-8	21-4	Bobbin Tension Spring	1	148967-1-01	Assembly
8-2	Screw 6.35	2	101706-0-01	Collar Assembly	21-5	Bobbin Case	1		
9	Lower Shaft	1	156304-0-01	118759-0-01	22	Bobbin	1	117132-0-01	
10	Screw	1	109173-0-01		23	Bobbin Case Sheet	1	140356-0-01	

E. Feed mechanism (1) / Transportvorrichtung (1)
 Mécanisme de l'entraînement (1) / Mecanismo de la alimentación (1)



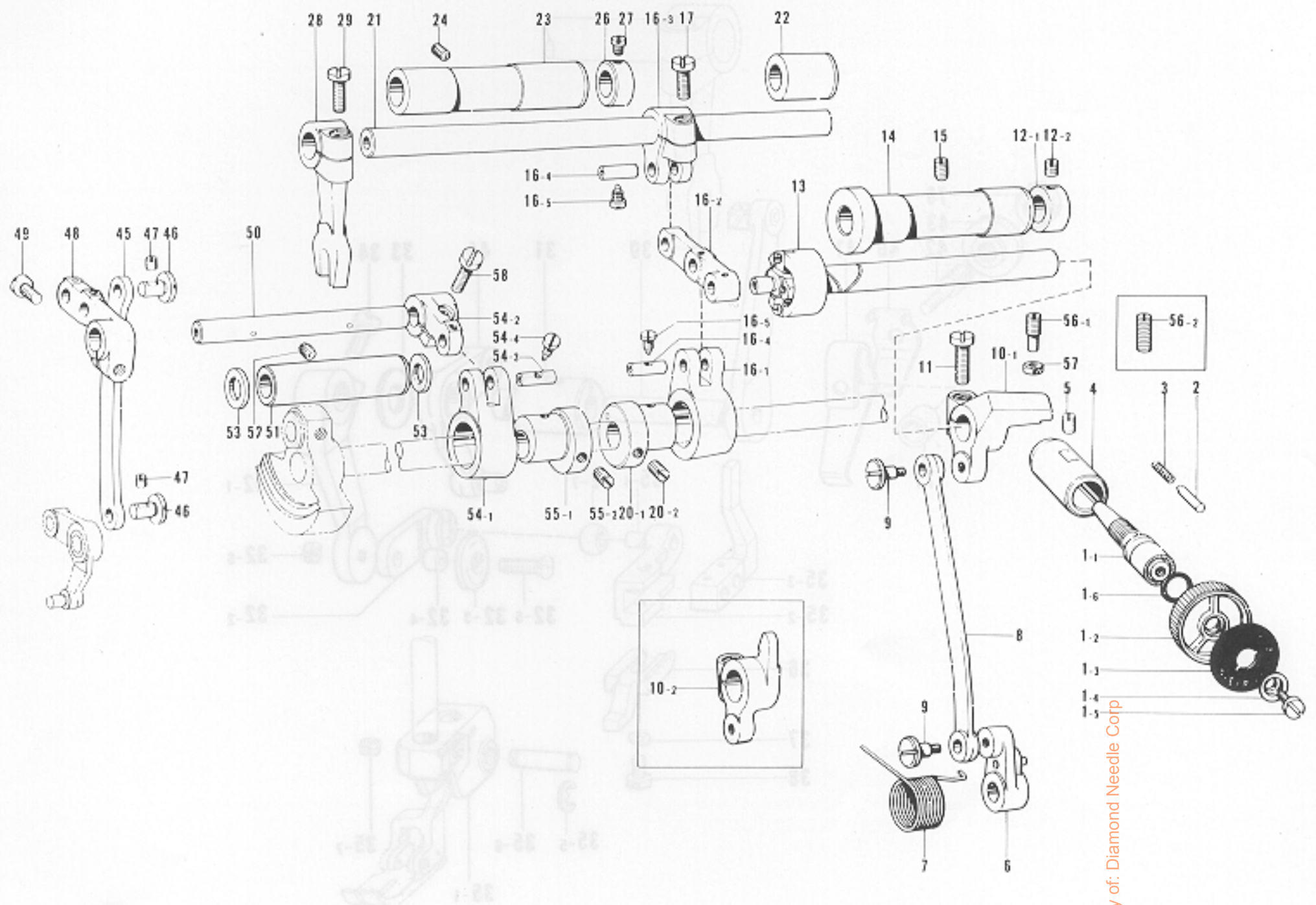
Ref. No.	Name of Parts	Q'ty	Parts No.	Assembly No.	Ref. No.	Name of Parts	Q'ty	Parts No.	Assembly No.
1-1	Level Feed Eccentric Wheel	1		E-1 Level Feed Eccentric Wheel Assembly 145269-0-01	25	Reverse Lever Shaft Bushing	1	151314-0-00	
1-2	Screw 5.95	2	151604-0-01		26	Collar	1	118748-0-01	
2-1	Level Feed Connecting Rod	1		E-2 Level Feed Connecting Rod Assembly 151301-0-01	27	Washer 10	1	025100-1-30	
2-2	Screw 4.76	2	144712-0-01		28-1	Set Collar	1		E-28 Collar Assembly 118824-1-01
3-1	Feed Regulator	1			28-2	Screw 6.35	2	100251-0-01	
3-2	Level Feed Link	1	118729-0-01		29-1	Spring	1	151315-0-01	
3-3	Reverse Feed Connecting Lever	1	151304-0-01		29-2	Spring	1	151316-0-01	
3-4	Level Feed Link Stud Large	1	151305-0-01	E-3 Feed Regulator Assembly 151303-0-01	30	Collar	1	151317-0-01	
3-5	Level Feed Link Stud Small	1	118732-0-01		31	Washer 6	1	025060-3-32	
3-6	Stop Ring E4	1	048040-3-42		32	Screw 635-28 x 25	1	062782-5-12	
3-7	Pin	2	118733-0-01		33	Spring	1	145643-0-01	
3-8	Stud	1	118737-0-01		34-1	Reverse Lever	1	151318-1-01	
3-9	Screw 4.37	1	151601-0-02		34-2	Reverse Lever	1	151319-1-01	
4	Feed Regulator Shaft	2	118734-0-01		35	Screw 476-32 x 14	1	062711-4-12	
5	Washer	2	118735-0-01		36	Collar	1	149087-0-01	
6	Screw 5.95	2	151604-0-01		37	Screw 4.76	1	100511-0-03	
7	Lever Feed Connecting Rod	1	118736-0-01		38-1	Length Control Screw	1	109151-1-01	
10	Feed Rock Shaft Arm Pin	1	118740-0-01		38-2	Length Control Dial	1	153168-0-01	E-38 Length Control Assembly 183225-1-01
11	Screw 4.37	1	151601-0-02		38-3	Feed Regulator Plate	1	159695-0-01	
12	Feed Regulator Lever Lower Assembly	1	151306-0-01		38-4	Length Control Supporter	1	142746-0-02	
13	Connecting Lever Stud 12.5	1	151308-1-01		38-5	Screw 4.76	1	142747-0-02	
14	Connecting Lever Stud 20	1	151309-0-01		38-6	Packing	1	108549-0-01	
15	Screw 4.37	2	151601-0-02		39	Pin	1	145502-0-01	
16	Feed Regulator Lever	1	151310-0-01		40	Notch Spring	1	100328-0-01	
17	Bolt 5.95	1	108749-0-01		63	Feed Rock Shaft Arm Pin	1	109153-0-01	
18	Reverse Feed Connecting Lever	1	151304-0-01		64	Screw 4.37	1	151601-0-02	
19	Connecting Lever Stud 12.5	1	151308-1-01		65	Vertical Feed Connecting Rod	1	118758-0-01	
20	Feed Regulator	1	151311-0-01		66-1	Vertical Feed Eccentric Wheel	1		E-66 Vertical Feed Eccentric Wheel Assembly 147860-0-01
21	Screw 4.37	1	151601-0-02		66-2	Screw 5.95	2	151604-0-01	
22	Feed Regulator Shaft	1	145492-0-01		67	Stopper	1	101482-0-01	
23	Screw 5.95	1	151604-0-01		68	Spring Hook	1	151332-0-01	
24-1	Reverse Lever Shaft	1	151312-0-01		69	Screw 357-40 x 6	2	062670-6-12	
24-2	Reverse Lever Shaft	1	151313-0-01		70	Vinyl Tube	1	153132-0-00	

E. Feed mechanism (2) / Transportvorrichtung (2)
 Mécanisme de l'entraînement (2) / Mecanismo de la alimentación (2)



Ref. No.	Name of Parts	Q'ty	Parts No.	Assembly No.	Ref. No.	Name of Parts	Q'ty	Parts No.	Assembly No.
8	Feed Rock Shaft Arm	1	148286-0-01		53	Screw 3.18	2	100080-0-03	
9	Screw 476-32 x 12	2	062711-2-12		54	Feed Lifting Rock Shaft	1	156249-0-01	
41	Feed Rock Shaft	1	156240-0-01		55	Bushing 18.8	1	156241-0-01	
42	Bushing 18.8	1	S00390-0-01		56	Bushing 19.3	1	156242-0-01	
43	Bushing 19.3	1	156242-0-01		57	Thrust Ring	1	156243-0-01	
44	Thrust Ring	1	156243-0-01		58	Stop Ring C15	1	048150-1-42	
45	Stop Ring C15	1	048150-1-42		59-1-1	Feed Lifting Arm	1		E-59 Feed Lifting Arm Assembly 145512-0-01
46-1	Set Collar	1		E-46 Collar Assembly 180321-0-01	59-1-2	Screw 437-40 x 16	1	062681-6-12	
46-2	6.35	2	101706-0-01		59-2	Slide Block Assembly	1		
47	Feed Bar Arm	1	156244-0-00		59-3	Washer	1		
48	Screw 437-40 x 12	2	062681-2-12		60-1	Set Collar	1		E-60 Collar Assembly 180321-0-01
49	Feed Bar	1	159300-0-01		60-2	Screw 6.35	2	101706-0-01	
50	Feed Bar Shaft	1	156246-0-01		61	Feed Lifting Rock Shaft Arm	1	156250-0-01	
51	Screw 4.37	2	120990-0-01		62	Screw 437-40 x 12	2	062681-2-12	
52	Feed Dog	1			71	Washer 4.2	1	158722-0-01	

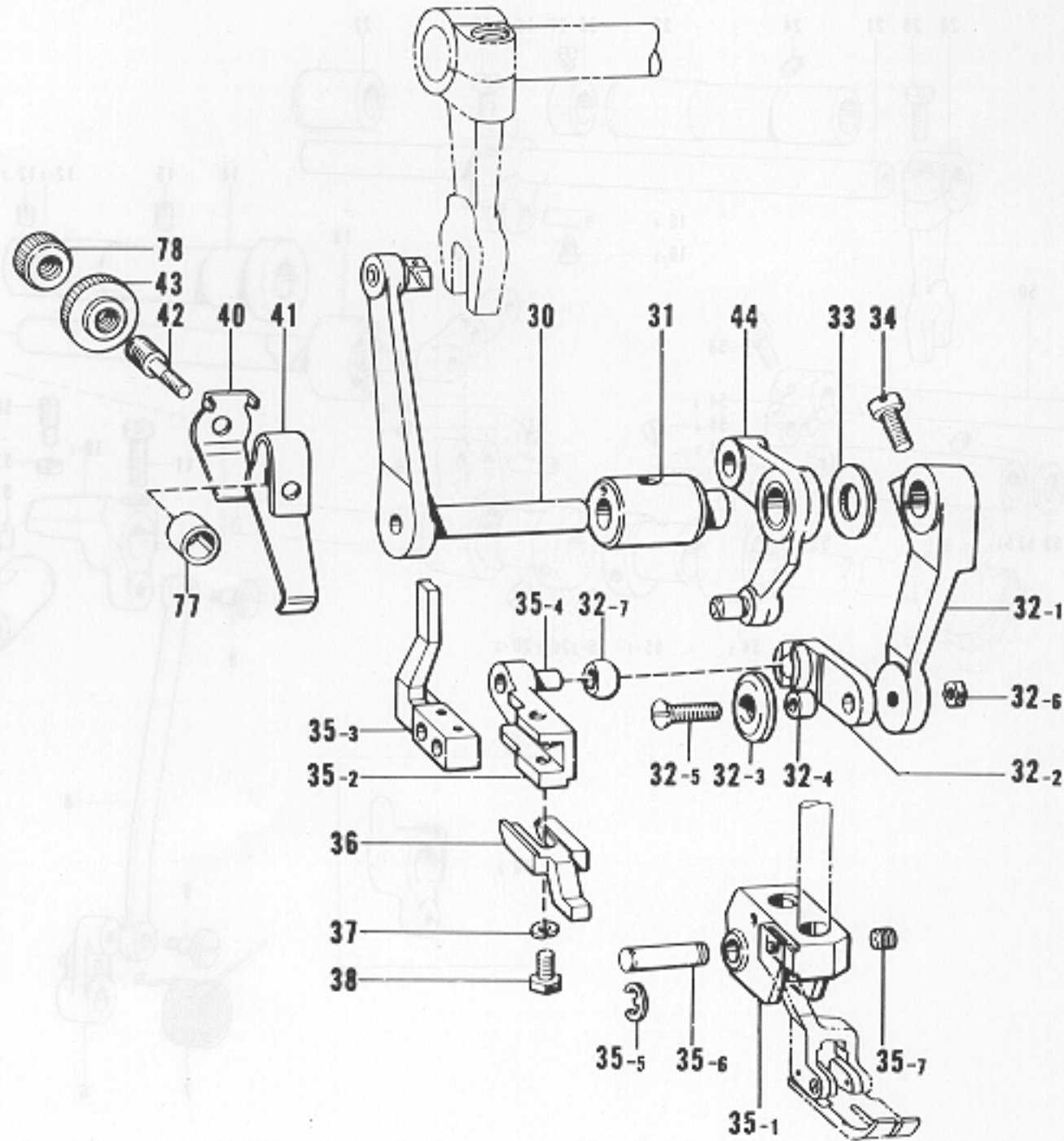
F. Upper feed mechanism (1) / Obertrans port vorrichtung (1)
 Mécanisme de l'entraînement supérieur (1) / Mecanismo de la alimentación superior (1)



the library of: Diamond Needle Corp

Ref. No.	Name of Parts	Qty	Parts No.	Assembly No.	Ref. No.	Name of Parts	Qty	Parts No.	Assembly No.
1-1	Length Control Screw	1	109151-1-01	F-1 Length Control Assembly 183210-0-01	21	Upper Feed Rock Shaft	1	151366-0-01	
1-2	Length Control Dial	1	151320-0-01		22	Upper Feed Rock Shaft Bushing Right	1	151367-0-01	
1-3	Feed Regulator Plate	1	151346-0-01		23	Upper Feed Rock Shaft Bushing Left	1	151368-0-00	
1-4	Length Control Supporter	1	142746-0-02		24	Screw 5.95	1	151604-0-01	
1-5	Screw 4.76	1	142747-0-02		26	Set Collar	2	140092-0-01	
1-6	Packing	1	108549-0-01		27	Screw 4.37	4	100366-0-01	
2	Pin	1	145502-0-01		28	Upper Feed Rock Arm Upper	1		
3	Spring	1	144876-0-01		29	Screw 556-32 x 16	1	062751-6-12	
4	Upper Feed Regulator Bushing	1	151347-0-00		45	Upper Feed Lifting Rock Connector	2	151395-0-01	
5	Screw 5.95 x 6	1	013760-6-10		46	Connecting Stud 11	2	151396-0-01	
6	Feed Regulator Lever Upper Assembly	1	151348-0-01		47	Screw 4.37	1	151601-0-02	
7	Spring	1	151350-0-01	48	Upper Feed Lifting Rock Lever	1	151397-1-01		
8	Upper Feed Regulator Connecting Bar	1	151351-0-01	49	Screw 556-32 x 16	1	062751-6-12		
9	Stud Screw	2	120263-0-02	50	Upper Feed Lifting Rock Shaft	1	151398-0-01		
10-1	Upper Feed Regulator	1	151352-0-01	51	Upper Feed Lifting Rock Shaft Bushing	1	151399-0-00		
10-2	Upper Feed Regulator	1	151353-0-01	52	Screw 5.95	2	151604-0-01		
11	Screw 6.35 x 18	1	S01304-0-01	53	Horizontal Feed Crank Ring	2	142628-0-01		
12-1	Set Collar	1		54-1	Upper Feed Lifting Rock Connecting Lever	1	151361-0-01	F-54 Lifting Rock Connecting Lever Assembly 151400-0-01	
12-2	Screw 6.35	2	100251-0-01	54-2	Lifting Rock Connecting Lever Assembly	1			
13	Feed Regulator Shaft Assembly	1	151354-0-01	54-3	Shaft	1	110562-0-01		
14	Feed Regulator Shaft Bushing	1	151359-0-01	54-4	Screw 3.18	1	110563-0-01		
15	Screw 5.95	1	151604-0-01	55-1	Eccentric Wheel	1		F-55 Eccentric Wheel Assembly 183006-0-01	
16-1	Upper Feed Lifting Rock Connecting Lever	1	151361-0-01	55-2	Screw 5.95	2	151604-0-01		
16-2	Horizontal Feed Connector	1	151362-0-01	56-1	Screw 19	1	151403-0-01		
16-3	Upper Feed Rock Arm	1	151363-0-01	56-2	Screw 5.95 x 16	1	013761-6-12		
16-4	Shaft	2	110562-0-01	57	Nut 5.95	1	100022-0-05		
16-5	Screw 3.18	2	153060-0-01	58	Screw 556-32 x 16	1	062751-6-12		
17	Screw 556-32 x 16	1	062751-6-12						
20-1	Upper Feed Eccentric Wheel	1							
20-2	Screw 5.95	2	151604-0-01						

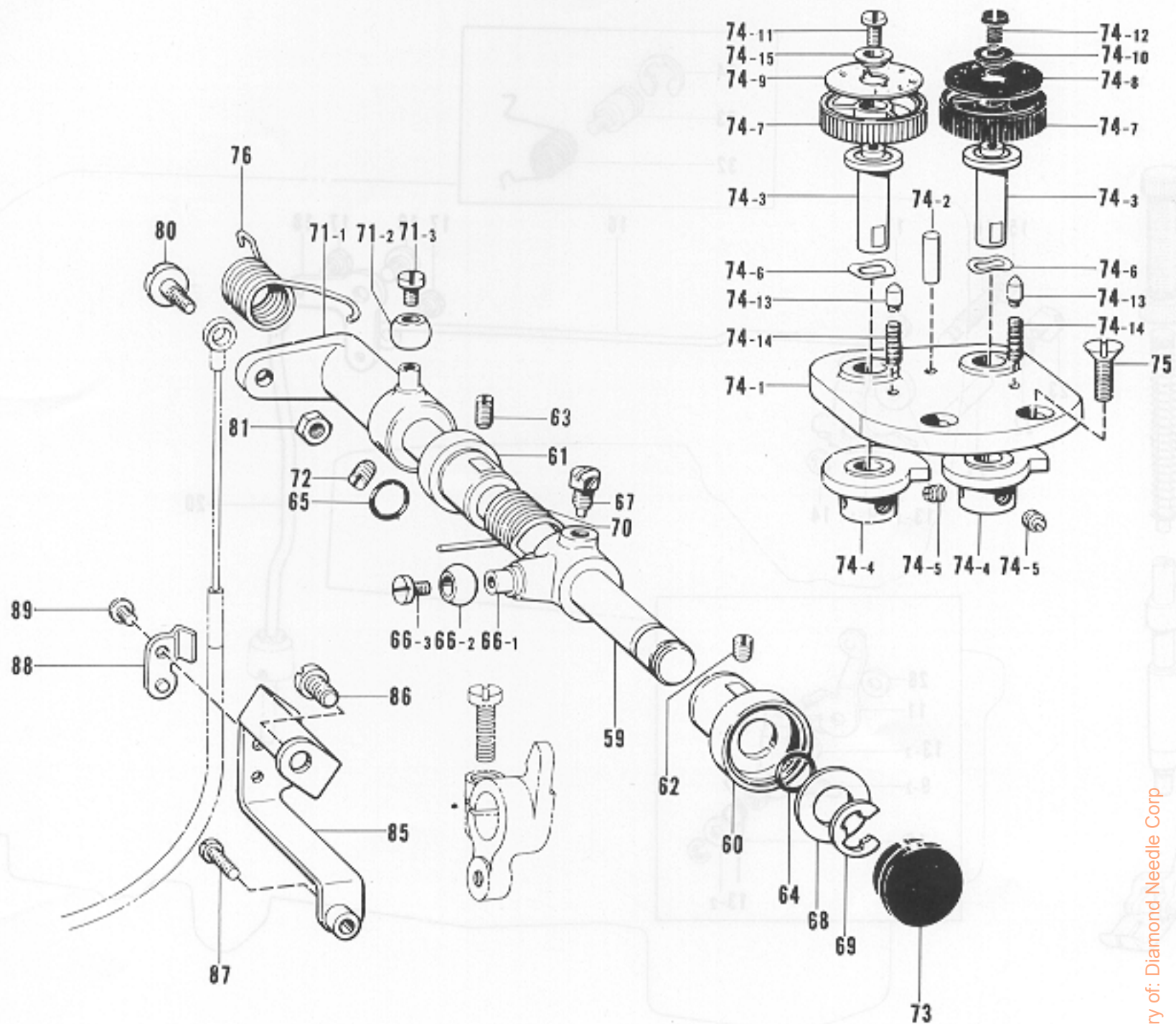
F. Upper feed mechanism (2) / Obertrans port vorrichtung (2)
 Mécanisme de l'entraînement supérieur (2) / Mecanismo de la alimentación superior (2)



Ref. No.	Name of Parts	Q'ty	Parts No.	Assembly No.	Ref. No.	Name of Parts	Q'ty	Parts No.	Assembly No.
30	Upper Feed Rock Arm Lower Assembly	1			35-4	Stud 4.76 x 20	1	151381-0-01	F-35
31	Upper Feed Rock Arm Lower Bushing	1	151372-0-01		35-5	Stop Ring E3	2	048030-3-42	Upper Feed
32-1	Upper Feed Arm	1			35-6	Stud 4.76 x 14	1	151382-0-01	Bracket
32-2	Upper Feed Link	1	151375-0-00		35-7	Screw 4.76	1	014710-5-22	Assembly
32-3	Thrust Ring	1	151364-0-01	F-32	36	Upper Feed Dog	1		151377-2-01
32-4	Collar	1	151376-0-01	Upper Feed	37	Spring Washer 2-3.5	1	028350-2-42	
32-5	Screw 3.57 x 14	1	151626-0-01	Arm Assembly	38	Bolt 3.57	1	144075-0-01	
32-6	Nut 3.57	1	021670-1-02	151373-0-02	40	Upper Feed Plate Spring Upper	1	151390-0-01	
32-7	Round Bushing	1	153110-0-01		41	Upper Feed Plate Spring Lower	1	151391-0-01	
33	Washer	1	153113-0-01		42	Screw 4.37	1	154704-0-01	
34	Screw 437-40 x 12	1	062681-2-12		43	Adjusting Dial	1	154705-0-01	
35-1	Upper Feed Bracket	1		F-35	44	Crank Assembly	1	151393-1-01	
35-2	Upper Feed Dog Setting Bracket	1		Upper Feed	77	Thread Wiper Stud Collar	1	146288-0-01	
35-3	Upper Feed Crank	1		Bracket	78	Adjusting Nut	1	154706-0-01	
				Assembly					
				151377-2-01					

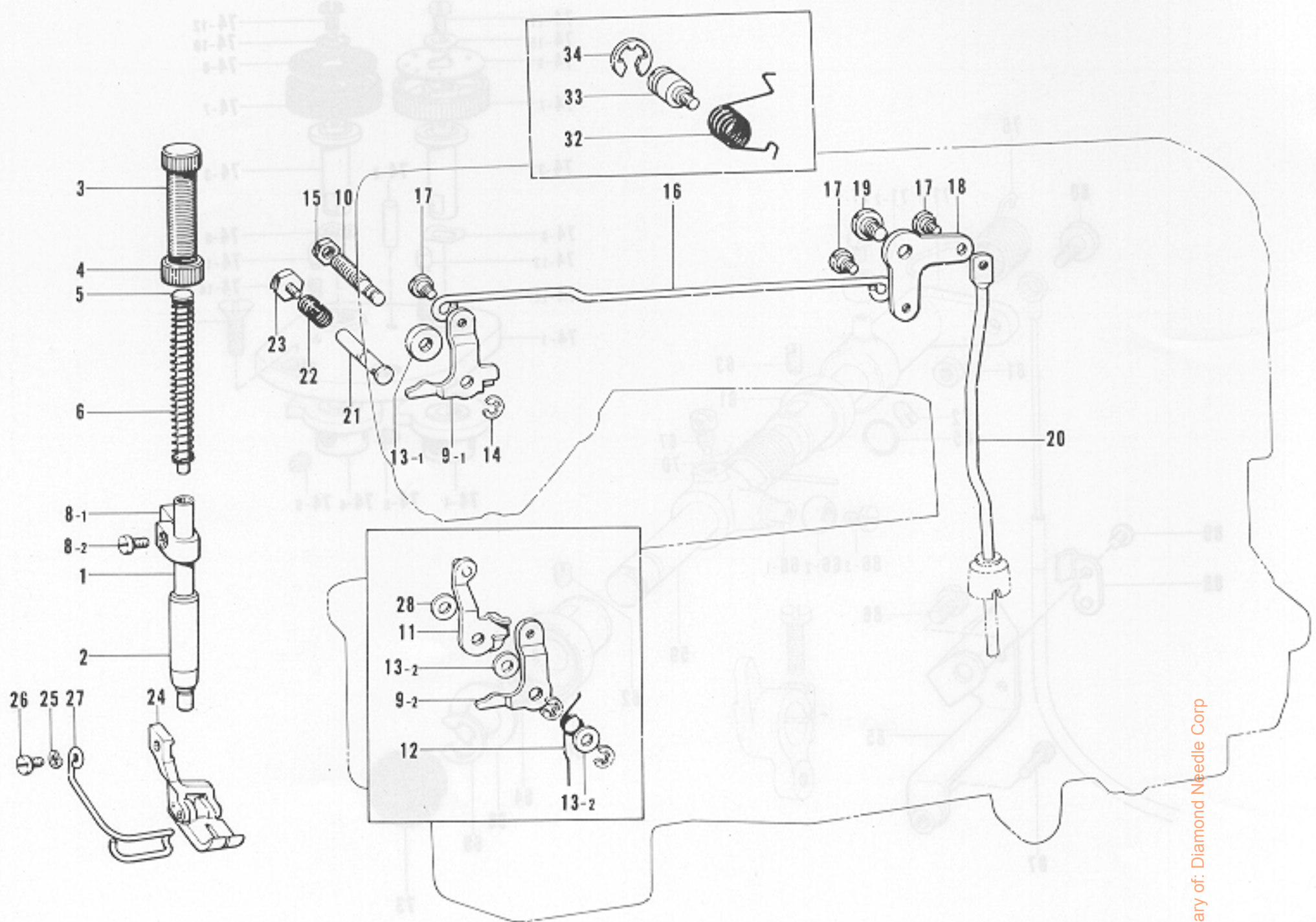
From the library of: Diamond Needle Corp

F. Upper feed mechanism (3)[Intermediate shirring] / Obertrans port vorrichtung (3)[Vorkräuseln]
 Mécanisme de l'entraînement supérieur (3)[Fronçage intermédiaire]
 Mecanismo de la alimentación superior (3)[Fruncido intermedio]



Ref. No.	Name of Parts	Q'ty	Parts No.	Assembly No.	Ref. No.	Name of Parts	Q'ty	Parts No.	Assembly No.
59	Upper Feed Regulator Shaft	1	151405-0-01		74- 4	Upper Feed Regulator Cam	2	151415-0-01	
60	Upper Feed Regulator Bushing Front	1	151406-0-01		74- 5	Screw 5.95	4	100058-0-04	
61	Upper Feed Regulator Bushing Back	1	151407-0-01		74- 6	Washer	2	100315-0-02	
62	Screw 5.95 x 6	1	013760-6-10		74- 7	Length Control Dial	2	151320-0-01	
63	Screw 4.37	1	151607-0-01		74- 8	Feed Regulator Plate Right	1	153582-0-01	F-74
64	O Ring	1	110558-0-01		74- 9	Feed Regulator Plate Left	1	153583-0-01	Upper Feed
65	O Ring	1	109203-0-01		74-10	Length Control Supporter	1	142746-0-02	Regulator
66- 1	Upper Feed Regulator Arm	1	151408-0-00	F-66 Upper	74-11	Screw 4.76	1	142747-0-01	Bracket
66- 2	Bushing	1	141331-0-01	Feed Regulator	74-12	Screw 4.76	1	142747-0-02	Assembly
66- 3	Screw 437-40 x 5	1	062680-5-12	Arm Assembly	74-13	Notch Pin	2	120305-0-01	183083-0-01
67	Bolt 5.95	1	108749-0-01	151449-0-01	74-14	Notch Spring	2	113956-0-01	
68	Collar	1	120023-0-01		74-15	Length Control Supporter	1	142746-0-01	
69	Stop Ring E9	1	048090-3-42		75	Screw 5.95 x 12	2	003761-2-12	
70	Spring	1	151409-0-01		76	Spring	1	153169-0-01	
71- 1	Shirring Lever	1	159313-0-01		80	Stud Screw 4.76	1	144523-0-01	
71- 2	Bushing	1	141331-0-01		81	Nut 4.76	1	110161-0-06	
71- 3	Screw 437-40 x 5	1	062680-5-12		85	Wire Holder U	1	159316-0-01	
72	Screw 5.95	2	100058-0-04		86	Screw 635-28 x 8	1	062780-8-12	
73	Oil Cap	1	151418-0-01		87	Screw 357-40 x 4	1	062671-4-12	
74- 1	Upper Feed Regulator Bracket	1	151413-0-02	F-74	88	Tension Release Wire Presser U	1	149135-1-01	
74- 2	Presser Plate Spring Pin	1	105095-0-01	Upper Feed	89	Screw 357-40 x 6	1	060670-6-12	
74- 3	Upper Feed Regulator Cam Shaft	2	151414-0-01	Regulator					
				Bracket					
				Assembly					
				183083-0-01					

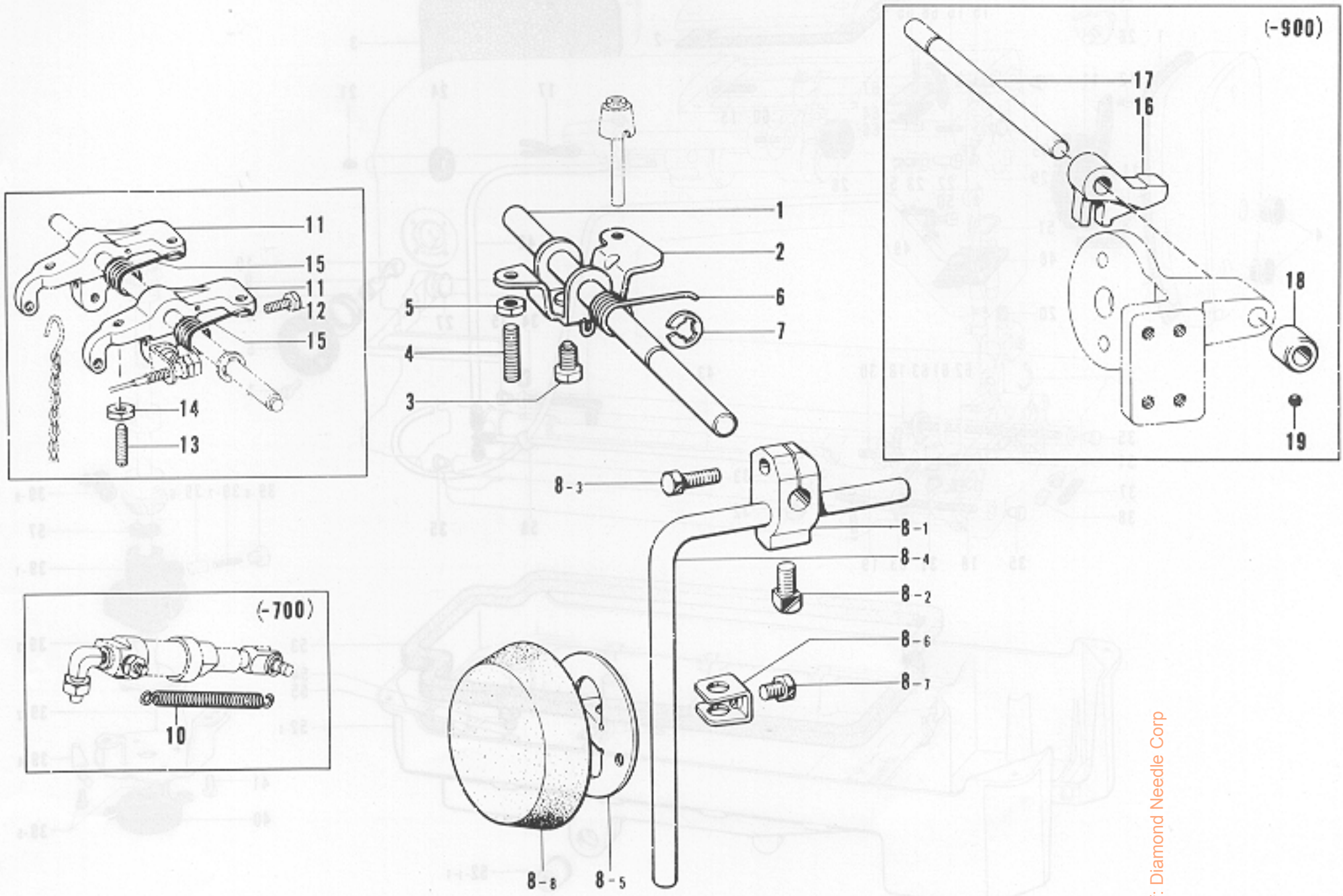
G. Pressure foot mechanism / Stoffdrückerfuß
 Mécanisme du pied presseur / Mecanismo del pransa telas



From the library of: Diamond Needle Corp

Ref. No.	Name of Parts	Q'ty	Parts No.	Assembly No.	Ref. No.	Name of Parts	Q'ty	Parts No.	Assembly No.
1	Presser Bar	1	151268-0-01		16	Knee Lifter Connector	1	145476-0-01	
2	Presser Bar Bushing	1	145472-0-01		17	Stud Screw 4.76	3	145478-0-01	
3	Screw	1	141207-0-01		18	Knee Lifter Lever	1	145479-0-01	
4	Nut	1	147846-0-01		19	Stud Screw 6.35	1	145480-0-01	
5	Presser Spring Bar	1	141208-0-01		20	Knee Lifter Bar	1	145481-0-01	
6	Spring	1	141728-0-01		21	Presser Bar Lifter Stud	1	151274-0-01	
8-1	Presser Bar Cramp	1		G-8 Presser Bar Bracket Assembly 180952-0-01	22	Spring	1	151275-0-01	
8-2	Screw 357-40 x 10	1	062671-0-12		23	Bolt 3.57	1	151276-0-01	
9-1	Presser Bar Lifter Lever	1	145473-0-01		24	Presser Foot Assembly	1		
9-2	Presser Bar Lifter Lever	1	145580-0-01		25	Spring Washer 2-3.5	1	028350-2-42	
10	Presser Bar Lifter Lever Stud	1	151269-0-01		26	Screw 357	1		
11	Tension Release Plate Assembly	1			27	Finger Guard	1	159738-0-00	
12	Spring	1			28	Washer	1	153138-0-01	
13-1	Washer	1	151439-0-02		32	Spring	1	154347-0-01	
13-2	Washer	2	109763-0-02		33	Stud 6.35	1	154348-0-01	
14	Stop Ring E4		048040-3-42		34	Stop Ring E8	1	048080-3-42	
15	Nut 7.94	1	106147-0-02						

H. Knee lifter mechanism / Kniehebel
 Mécanisme de genouillère / Mecanismo de levantador de rodilla

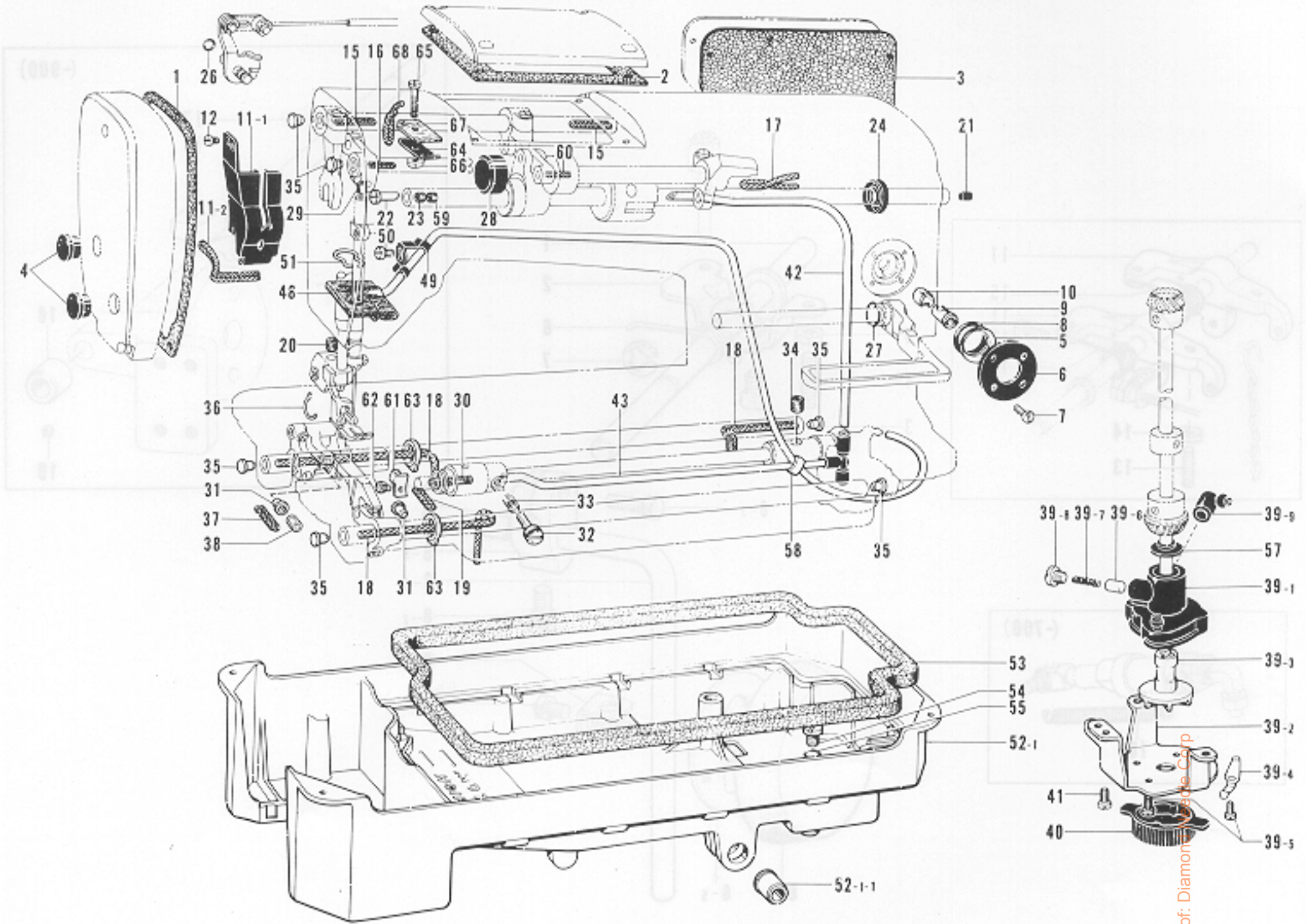


From the library of: Diamond Needle Corp

Ref. No.	Name of Parts	Q'ty	Parts No.	Assembly No.	Ref. No.	Name of Parts	Q'ty	Parts No.	Assembly No.
1	Knee Lifter Shaft	1			8-7	Bolt 5.95	1	110087-0-01	H-8 Knee Lifter Assembly 181427-0-01
2	Knee Lifter	1	146037-0-01		8-8	Knee Lifter Cover	1	140503-0-01	
3	Bolt 5.95	1	146367-0-01		10	Spring	2	146985-0-01	
4	Screw 5.95	2	104885-0-01		11	Knee Lifter	2	159310-0-01	
5	Nut 5.95	2	100022-0-04		12	Bolt 5.95 x 16	1	017761-6-12	
6	Spring	1	146038-0-01		13	Screw 5.95	4	104885-0-01	
7	Stop Ring E10	1	146293-0-01		14	Nut 5.95	4	100022-0-04	
8-1	Knee Lifter Joint	1	146039-0-01	H-8 Knee Lifter Assembly 181427-0-01	15	Spring	2	159311-0-01	
8-2	Bolt 7.94	1	100463-0-01		16	Presser Foot Lifter	1	153128-0-01	
8-3	Bolt 5.95 x 20	1	017762-0-13		17	Knee Lifter Shaft	1	153127-0-01	
8-4	Knee Lifter Bar	1	104619-0-02		18	Collar	1	141351-0-01	
8-5	Knee Lifter Plate	1	114966-0-01		19	Screw 6.35	1	101706-0-03	
8-6	Knee Lifter Plate Stopper	1	114967-0-01						

J Lubrication / Schmierung
Lubrification / Lubricacion

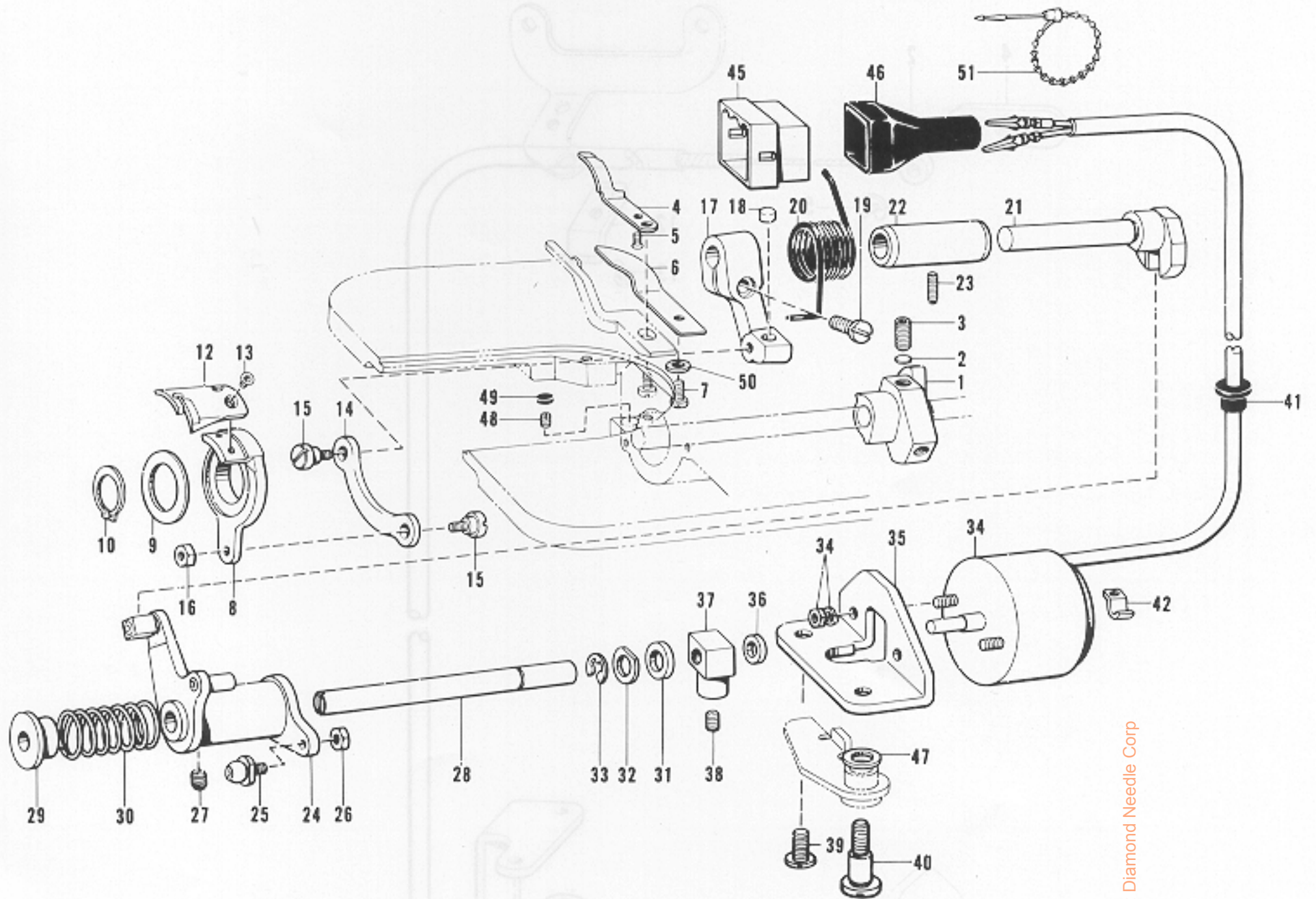
Mechanism of Lubrication / Mécanisme de lubrification / Mechanismus der Schmierung



Ref. No.	Name of Parts	Q'ty	Parts No.	Assembly No.	Ref. No.	Name of Parts	Q'ty	Parts No.	Assembly No.
1	Packing	1	151419-0-00		38	Vinyl Tube	1	104566-0-01	
2	Packing	1	151420-0-00		39-1	Pump Body	1	148848-0-01	
3	Packing B	1			39-2	Pump	1	144869-0-02	
4	Oil Cap	2	104449-0-01		39-3	Pump Propeller	1	148849-0-01	
5	Oil Gauge Window	1	104547-0-01		39-4	Spring	2	144874-0-01	J-39
6	Oil Gauge Flange	1	151074-0-01		39-5	Screw 357-40 x 8	4	062670-8-12	Pump Body
7	Screw 3.57	4	100257-0-10		39-6	Plunger	1	144875-0-01	Assembly
8	O Ring PW14	1	081014-6-70		39-7	Spring	1	144876-0-01	181476-2-01
9	Tube Holder	1	145529-0-00		39-8	Screw 6.35	1	112467-0-02	
10	Tube Holder Cap	1	146314-0-00		39-9	Joint	1	144878-0-01	
11-1	Oil Stopper Plate	1		J-11	40	Pump Filter	1	144872-0-01	
11-2	Wick 4 x 4	1	109405-0-01	Oil Stopper Plate Assembly 151448-0-01	41	Screw 437-40 x 7	3	062680-7-12	
12	Screw 357-40 x 5	2	062670-5-12		42	Upper Oil Tube	1	151425-0-00	
15	Wick 4 x 4	2	108802-0-01		43	Oil Tube D Assembly	1	154555-0-01	
16	Wick 4 x 4	1	108801-0-01		48	Tube Assembly	1	145543-0-01	
17	Wick 4 x 4	1	108802-0-01		49	Tube Holder	1	151429-0-01	
18	Wick	3	113782-0-00		50	Screw 357-40 x 5	1	062670-5-16	
19	Wick	1	117007-0-01		51	Felt Support	1	145737-0-01	
20	Felt	1	107155-0-01		52-1	Oil Pan	1		
21	Oil Seal	1	101487-0-00		52-1-1	Bushing	2	149578-0-00	
22	Oil Adjustor	1	146333-0-01		53	Packing	1	146040-0-01	
23	Felt	1	107149-0-01		54	Screw 7.94	1	140518-0-01	
24	Rubber Bushing	1	156641-0-01		55	O Ring P7	1	081007-0-70	
26	O Ring P3	1	081003-0-70		57	Oil Stopper	1	146196-0-01	
27	O Ring	1	104564-0-01		58	Tube	1	146253-0-00	
28	Oil Cap 30	1	151424-0-01		59	Felt	1	107149-0-01	
29	Needle Bar Cork	1	111863-0-01		60	Wick	1	108809-0-01	
30	Felt	1	145751-0-01		61	Wick Supporter	1	145538-0-01	
31	Oil Cap	2	141189-0-01		62	Screw 357-40 x 4	1	062670-4-12	
32	Screw	1	145534-0-01		63	Oil Rejector	2	146064-0-00	
33	Spring	1	116794-0-01		64	Felt Supporter	1	118783-0-01	
34	Felt	1	107155-0-01		65	Screw 357-40 x 20	1	062672-0-12	
35	Oil Cap	6	111865-0-01		66	Nut	1	021670-2-02	
36	Wick Hanger	1	150342-0-01		67	Felt	1	118784-0-01	
37	Wick 4 x 4	1	109405-0-01		68	Wick 4 x 4	1	109405-0-01	

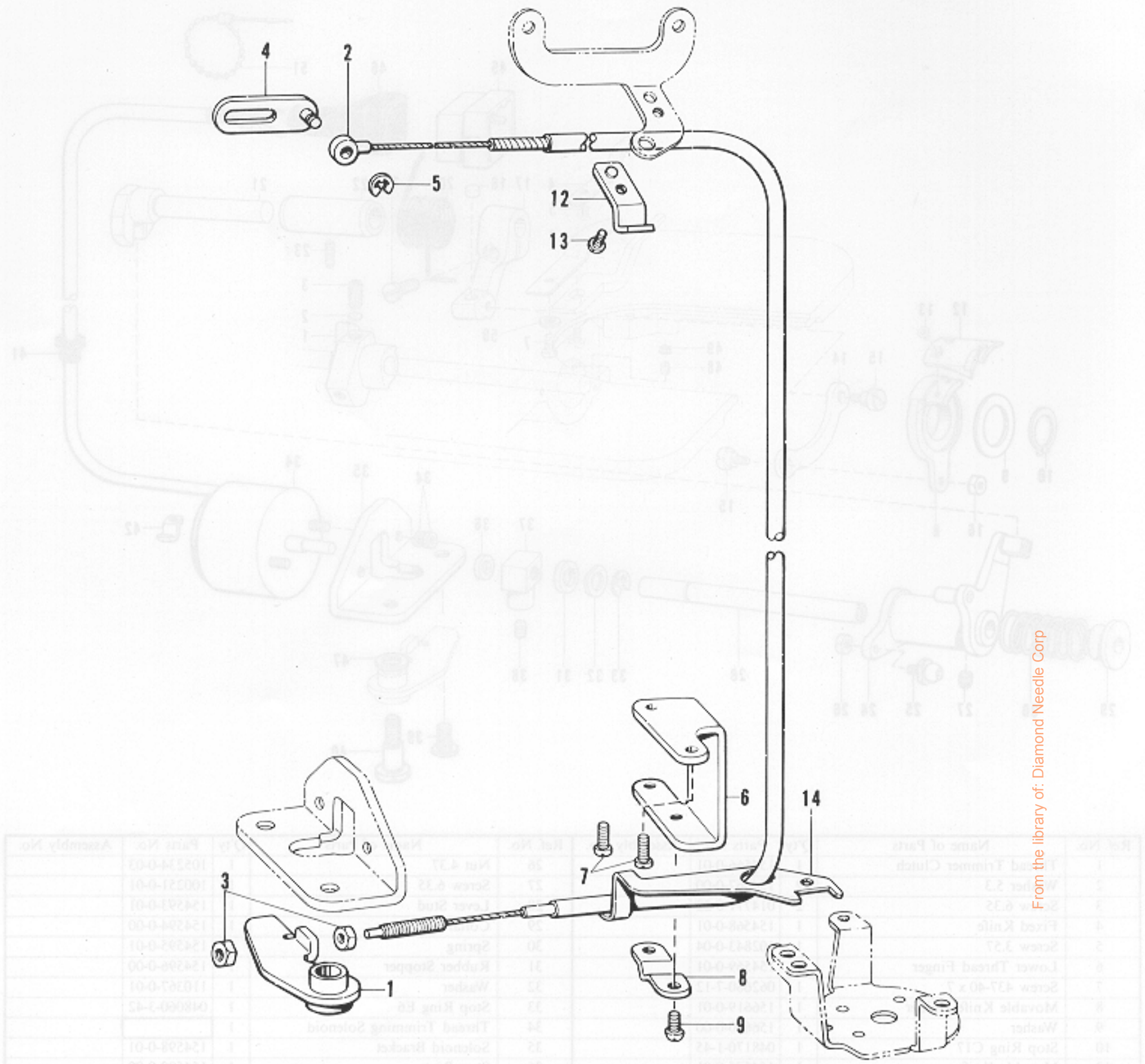
From the library of: Diamond Tools Corp

K. Thread trimmer mechanism[-100.-400.-700.-900] / Fadenabschneidevorrichtung[-100.-400.-700.-900]
 Mécanisme de coupe-fil[-100.-400.-700.-900] / Mecanismo de recortadora de orill[-100.-400.-700.-900]



Ref. No.	Name of Parts	Q'ty	Parts No.	Assembly No.	Ref. No.	Name of Parts	Q'ty	Parts No.	Assembly No.
1	Thread Trimmer Clutch	1	154566-0-01		26	Nut 4.37	1	105234-0-03	
2	Washer 5.3	2	154567-0-00		27	Screw 6.35	1	100251-0-01	
3	Screw 6.35	2	014771-0-22		28	Lever Stud	1	154591-0-01	
4	Fixed Knife	1	154568-0-01		29	Collar	1	154594-0-00	
5	Screw 3.57	1	102843-0-04		30	Spring	1	154595-0-01	
6	Lower Thread Finger	1	154569-0-01		31	Rubber Stopper	1	154596-0-00	
7	Screw 4.37-40 x 7	1	062680-7-12		32	Washer	1	110367-0-01	
8	Movable Knife Holder	1	156619-0-01		33	Stop Ring E6	1	048060-3-42	
9	Washer	1	156620-0-00		34	Thread Trimming Solenoid	1		
10	Stop Ring C17	1	048170-1-45		35	Solenoid Bracket	1	154598-0-01	
12	Movable Knife	1	154575-0-01		36	Stop Ring	1	154599-0-00	
13	Screw 4.37	2	148537-0-01		37	Solenoid Lever	1	154600-0-01	
14	Thread Trimming Rod	1	154576-0-01		38	Screw 4.37 x 6	1	014680-6-22	
15	Stud Screw 4.37	2	151987-0-01		39	Screw 6.35	1	110201-0-01	
16	Nut 4.37	1	102571-0-03		40	Screw 6.35	1	155558-0-01	
17	Thread Trimming Lever	1	156621-0-01		41	Bushing	1	146080-0-00	
18	Lever Stopper	1	156622-0-00		42	Supporter	1	140647-0-01	
19	Screw 4.76-32 x 14	1	062711-4-12		45	Nylon Connector 12P	1	153969-0-00	
20	Trimming Lever Spring	1	156623-0-01		46	Connector Cap 5	1	153971-0-01	
21	Shaft	1	154580-0-01		47	Washer	1	155559-0-01	
22	Shaft Bushing	1	154581-0-01		48	Screw 3.57 x 7	1	013670-7-12	
23	Screw 4.37	1	151607-0-01		49	Cap	1	155578-0-00	
24	Lever Assembly	1	154582-0-01		50	Washer	1	100645-0-03	
25	Slide Block C Assembly	1	154590-0-01		51	Bead Band	1	340400-0-01	

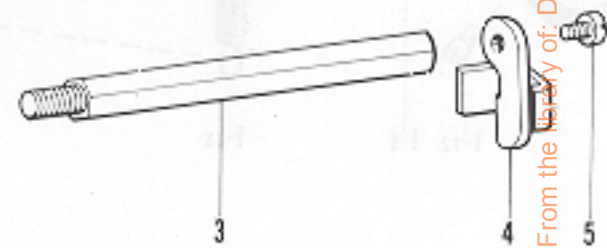
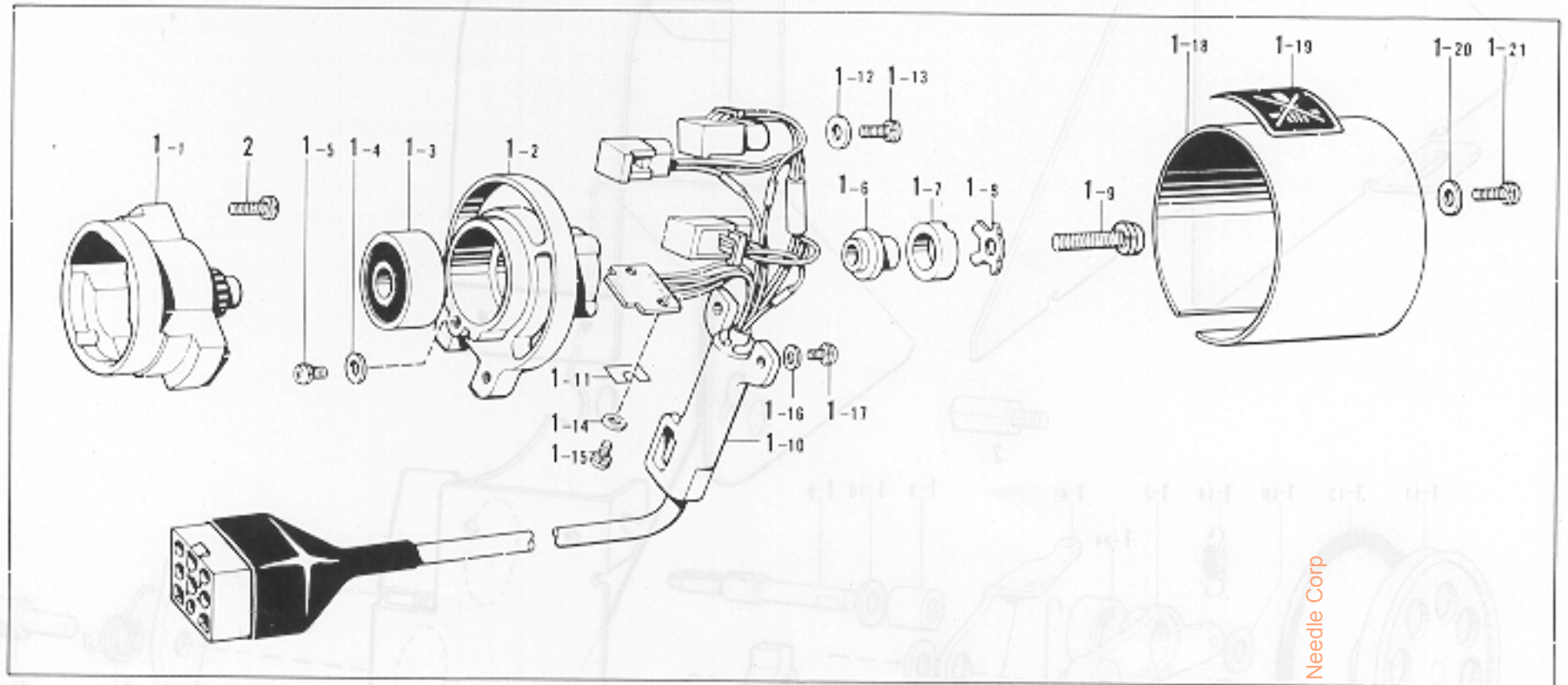
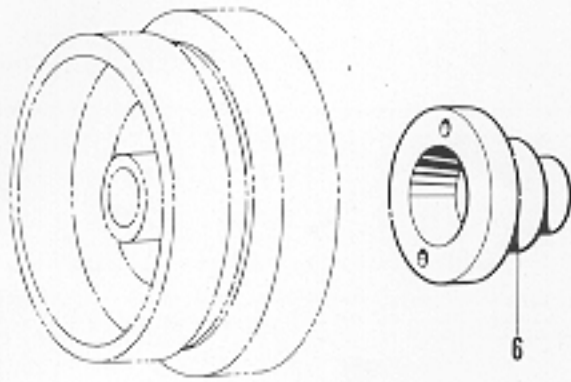
L. Tension release mechanism(-100.-400.-700.-900) / Spannungsverminderungsvorrichtung (-100.-400.-700.-900)
 Mécanisme de relâche-tension(-100.-400.-700.-900) / Mecanismo de liberador de tensión(-100.-400.-700.-900)



From the library of: Diamond Needle Corp

Ref. No.	Name of Parts	Q'ty	Parts No.	Assembly No.	Ref. No.	Name of Parts	Q'ty	Parts No.	Assembly No.
1	Tension Release Lever	1	154601-0-01		7	Screw 357-40 x 8	2	062670-8-12	
2	Tension Release Wire	1	154602-0-01		8	Tension Release Wire Presser (D)	1	154607-0-01	
3	Nut 4.76	2	110161-0-03		9	Screw 357-40 x 6	2	060670-6-12	
4	Tension Release Link Assembly	1	154603-0-01		12	Tension Release Wire Presser (D)	1	149133-1-01	
5	Stop Ring E3	2	048030-3-42		13	Screw 357-40 x 6	1	060670-6-12	
6	Tension Release Wire Holder (D)	1	154606-0-01		14	Tension Release Wire Ring	1	157985-0-01	

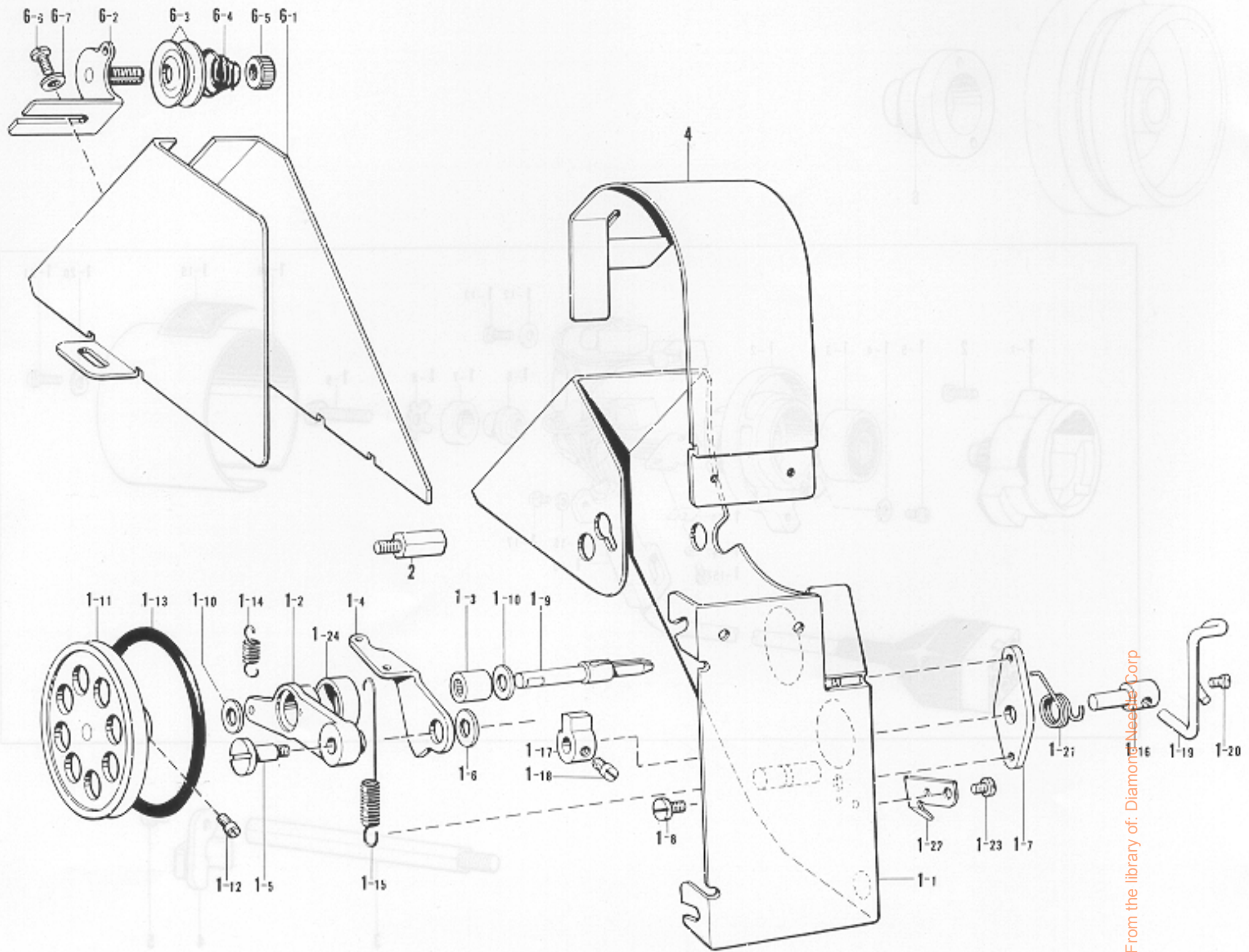
M. Synchronizer [-100--400--700--900] / Synchronisator [-100--400--700--900]
 Synchronisateur [-100--400--700--900] / Sincronizador [-100--400--700--900]



From the Library of: Diamond Needle Corp

Ref. No.	Name of Parts	Q'ty	Parts No.	Assembly No.	Ref. No.	Name of Parts	Q'ty	Parts No.	Assembly No.
1-1	Synchroniser Stud Assembly	1			1-14	Washer 3	2	025030-1-35	
1-2	Hole IC Holder #3	1			1-15	Screw 3 x 6D	2	215083-0-01	
1-3	Bearing 6201	1			1-16	Washer 4	2	025040-1-35	
1-4	Washer 3	1	025030-3-35		1-17	Screw 4 x 10D	2	215080-0-01	
1-5	Screw 3 x 6D	1	215083-0-01		1-18	Synchronizer Cover #3	1		
1-6	Magnet Setting Bracket	1	219557-0-00	M-1	1-19	Lavel #3	1		
1-7	Magnet 12 x 18.7 x 6	1	219558-0-00	Synchronizer	1-20	Washer 4	2	025040-3-35	
1-8	Magnet Holder Plate	1	219559-0-01	Assembly #8	1-21	Screw 4 x 10D	2	215080-0-01	
1-9	Screw 6 x 25D	1	221421-0-01	222379-0-01	2	Screw 476-32 x 14	2	062711-4-12	
1-10	Hole IC Cord Assembly #4	1			3	Synchronizer Holder Bar (S)	1	159318-0-01	
1-11	Adjusting plate	3	219696-0-00		4	Holder	1	159319-0-01	
1-12	Washer 4	3	025040-3-35		5	Screw 357-40 x 6	1	062670-6-12	
1-13	Screw 4 x 12D	3	217093-0-01		6	Slip Ring Support	1	148825-0-01	

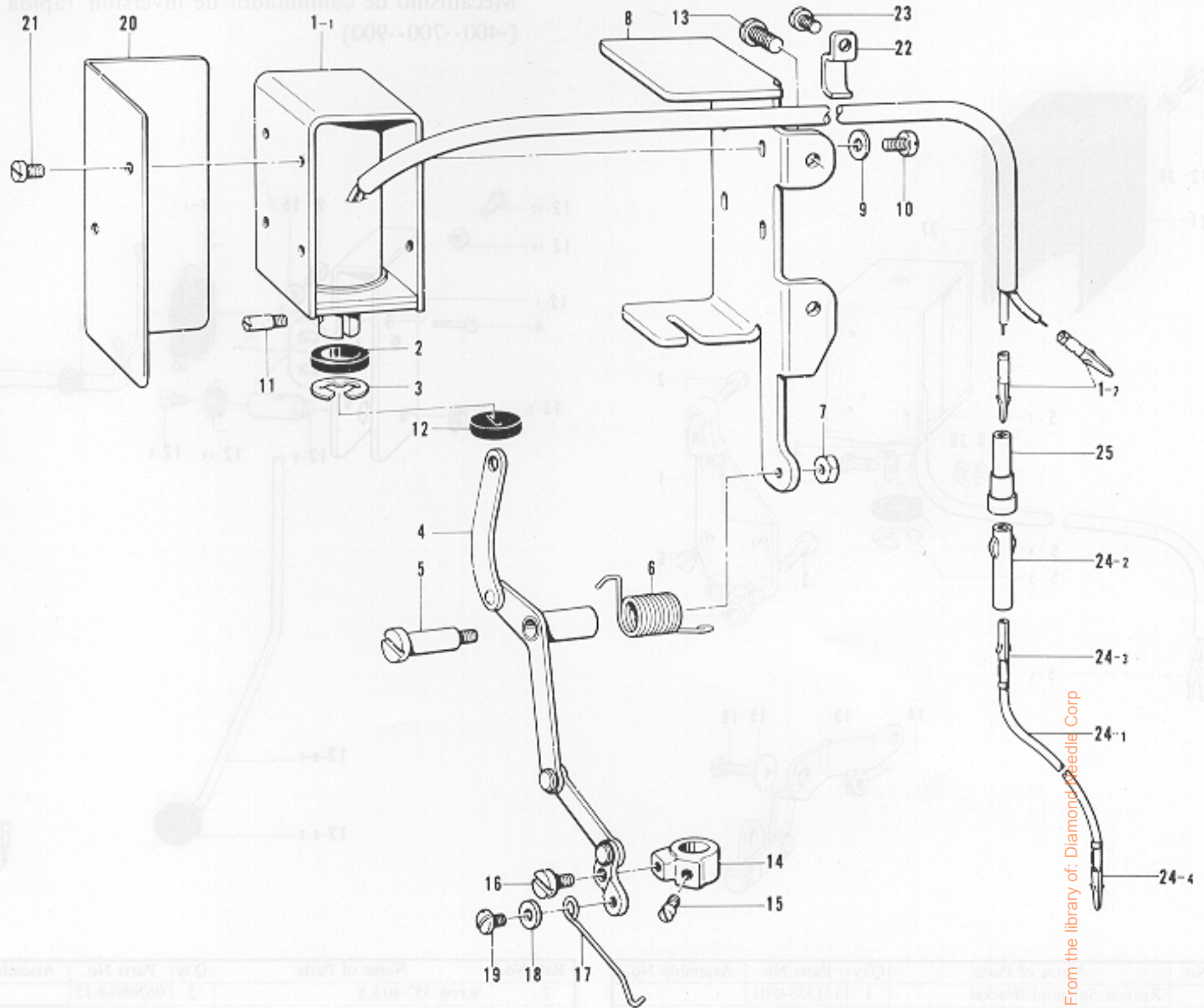
N. Bobbin winder mechanism [-100.-400.-700.-900] / Spuler [-100.-400.-700.-900]
 Mécanisme du bobineur [-100.-400.-700.-900] / Mecanismo del devanador de la canilla [-100.-400.-700.-900]



From the library of: Diamond Needles Corp

Ref. No.	Name of Parts	Q'ty	Parts No.	Assembly No.	Ref. No.	Name of Parts	Q'ty	Parts No.	Assembly No.
1-1	Belt Cover	1			1-18	Screw 4.37 x 5	2	100366-0-02	
1-2	Bobbin Winder Arm	1	157956-0-01		1-19	Bobbin Presser	1	157966-0-01	
1-3	Needle Bearing	1	147568-0-01		1-20	Screw 4.37 x 5	1	100366-0-02	N-1 Belt Cover Assembly 157953-0-01
1-4	Bobbin Winder Cam Lever	1	157957-0-01		1-21	Spring	1	157967-0-01	
1-5	Screw 4.37	1	157958-0-01		1-22	Knife	1	157968-0-01	
1-6	Washer	1	157986-0-01		1-23	Screw 437-40 x 5	1	062680-5-12	
1-7	Bobbin Winder Bracket	1	157959-0-01		1-24	Oil Seal	1	103738-0-01	
1-8	Screw 437-40 x 5	1	062680-5-12	N-1 Belt Cover Assembly 157953-0-01	2	Stud	1	157969-0-01	
1-9	Bobbin Winder Shaft	1	157960-0-01		4	Belt Cover (U)	1	157970-0-01	
1-10	Washer	2	118735-0-02		6-1	Belt Cover (D)	1	157971-0-01	
1-11	Bobbin Winder Wheel	1	157961-0-00		6-2	Bobbin Winder Guide Bracket Assembly	1	145571-1-01	
1-12	Screw 3.57	2	100128-0-02		6-3	Tension Disk	2	145446-0-01	
1-13	Packing P62	1	081062-0-90		6-4	Tension Spring	1	100401-0-01	
1-14	Spring	1	157962-0-01		6-5	Tension Control Nut	1	100136-0-01	
1-15	Cam Lever Spring	1	157963-0-01		6-6	Screw 357-40 x 6	1	060670-6-12	
1-16	Cam Shaft	1	157964-0-01		6-7	Washer 3.5	1	025350-3-32	
1-17	Bobbin Winder Claw	1	142566-0-01						

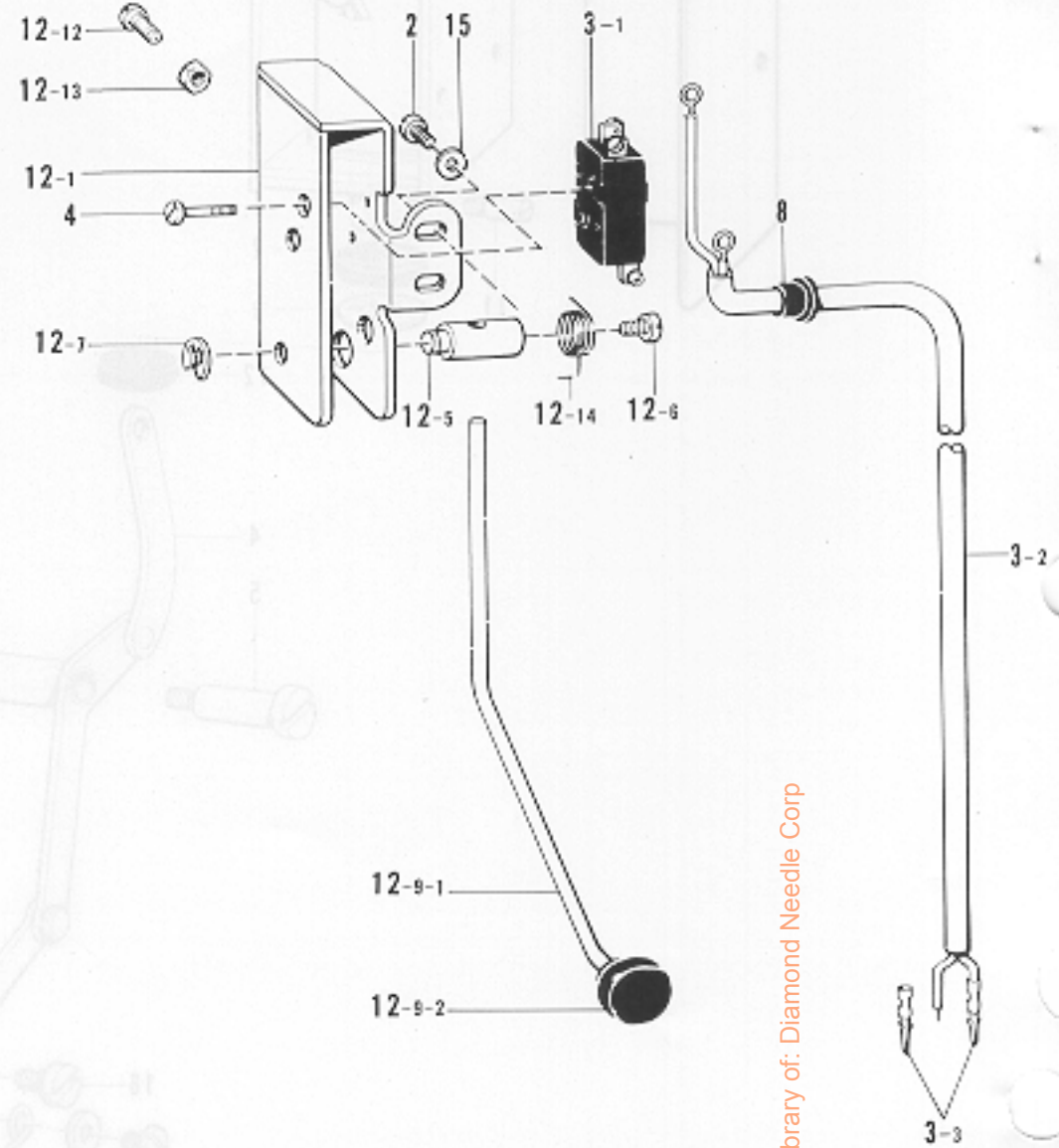
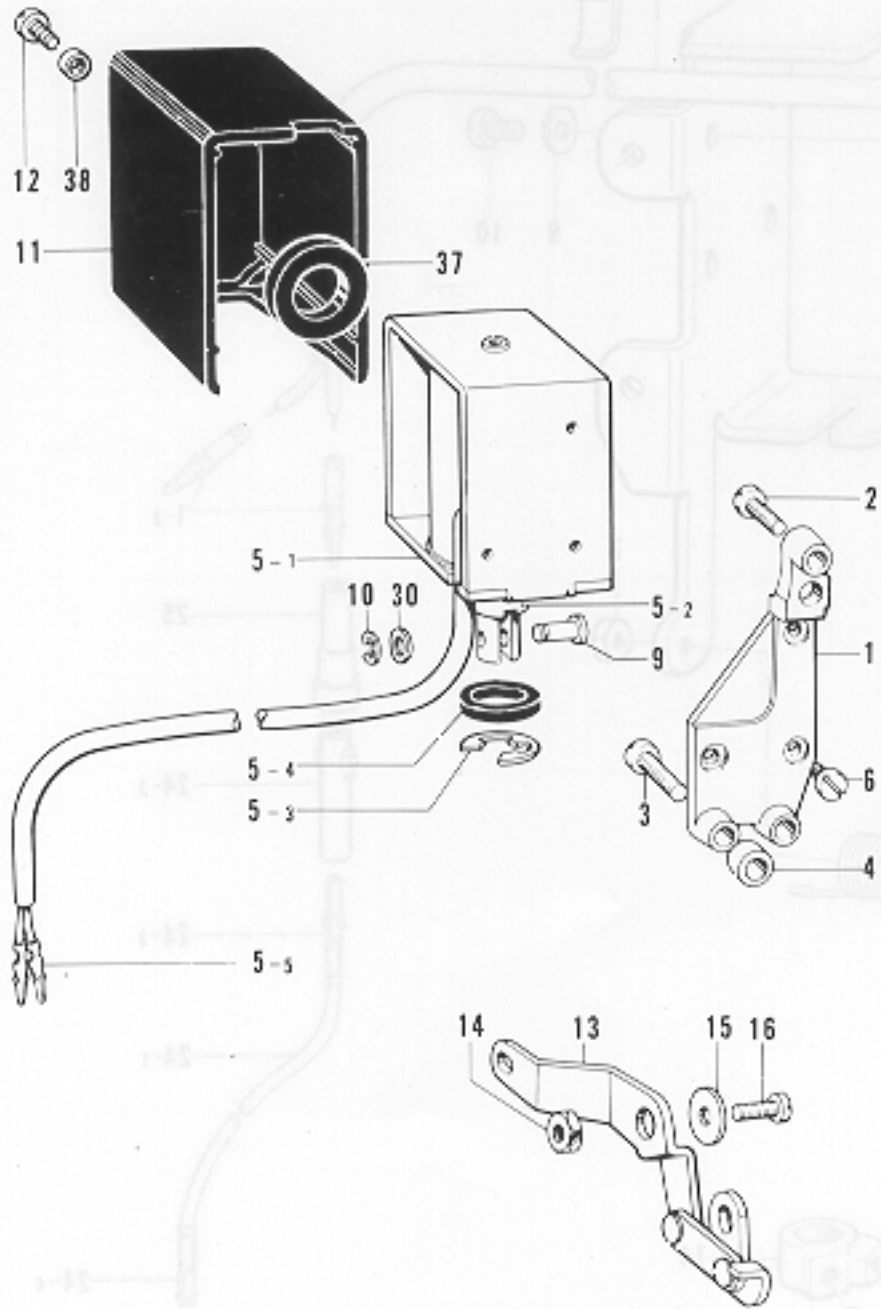
P. Thread wiper mechanism [-400.-700.-900] / Fadenspannvorrichtung [-400.-700.-900]
 Mécanisme de tire-fil [-400.-700.-900] / Mecanismo de limpiador de hilos [-400.-700.-900]



Ref. No.	Name of Parts	Q'ty	Parts No.	Assembly No.	Ref. No.	Name of Parts	Q'ty	Parts No.	Assembly No.
1-1	Thread Wiper Solenoid	1		P-1 Thread Wiper Solenoid Assembly	15	Screw 4.37 x 5	1	100366-0-02	
1-2	Terminal Pin (Male)	2	143549-0-00		16	Stud Screw 3.57	1	148139-0-01	
2	Plunger Stopper	1	148512-0-00	17	Thread Wiper	1	159736-0-00		
3	Stop Ring E9	1	048090-3-42	18	Washer	1	105161-0-03		
4	Thread Wiper Link Assembly	1	159726-0-01	19	Screw 357-40 x 5	1	060670-5-12		
5	Stud Screw 4.37	1	159732-0-01	20	Solenoid Cover	1	159737-0-01		
6	Spring	1	159733-0-01	21	Screw 3 x 6	2	007300-6-12		
7	Nut 4.37	1	021680-2-02	22	Tube Holder L.		142268-0-01		
8	Solenoid Holder	1	159734-0-01	23	Screw 357-40 x 6		062670-6-12		
9	Washer 3	4	025030-2-32	24-1	W Cord S	1		P-24 W Cord S Assembly 154210-0-00	
10	Screw 3 x 6	4	007300-6-12	24-2	Nylon Connector	1	146194-0-00		
11	Plunger Pin	1	148546-0-01	24-3	Terminal Pin (Female)	1	143548-0-00		
12	Stopper	1	148518-0-00	24-4	Terminal Pin (Male)	1	143549-0-00		
13	Screw 437-40 x 10	2	062681-0-12	25	Nylon Connector	1	146046-0-00		
14	Thread Wiper Supporter	1	159735-0-01						

Q. Quick reverse mechanism [-400--700--900]
 Umkehr [-400--700--900]
 Mécanisme de marche arrière rapide [-400--700--900]
 Mecanismo de inversión rápida [-400--700--900]

R. Quick reverse switch mechanism [-400--700--900]
 Umkehrschalter [-400--700--900]
 Mécanisme de interrupteur de marche arrière rapide [-400--700--900]
 Mecanismo de conmutador de inversion rápida [-400--700--900]

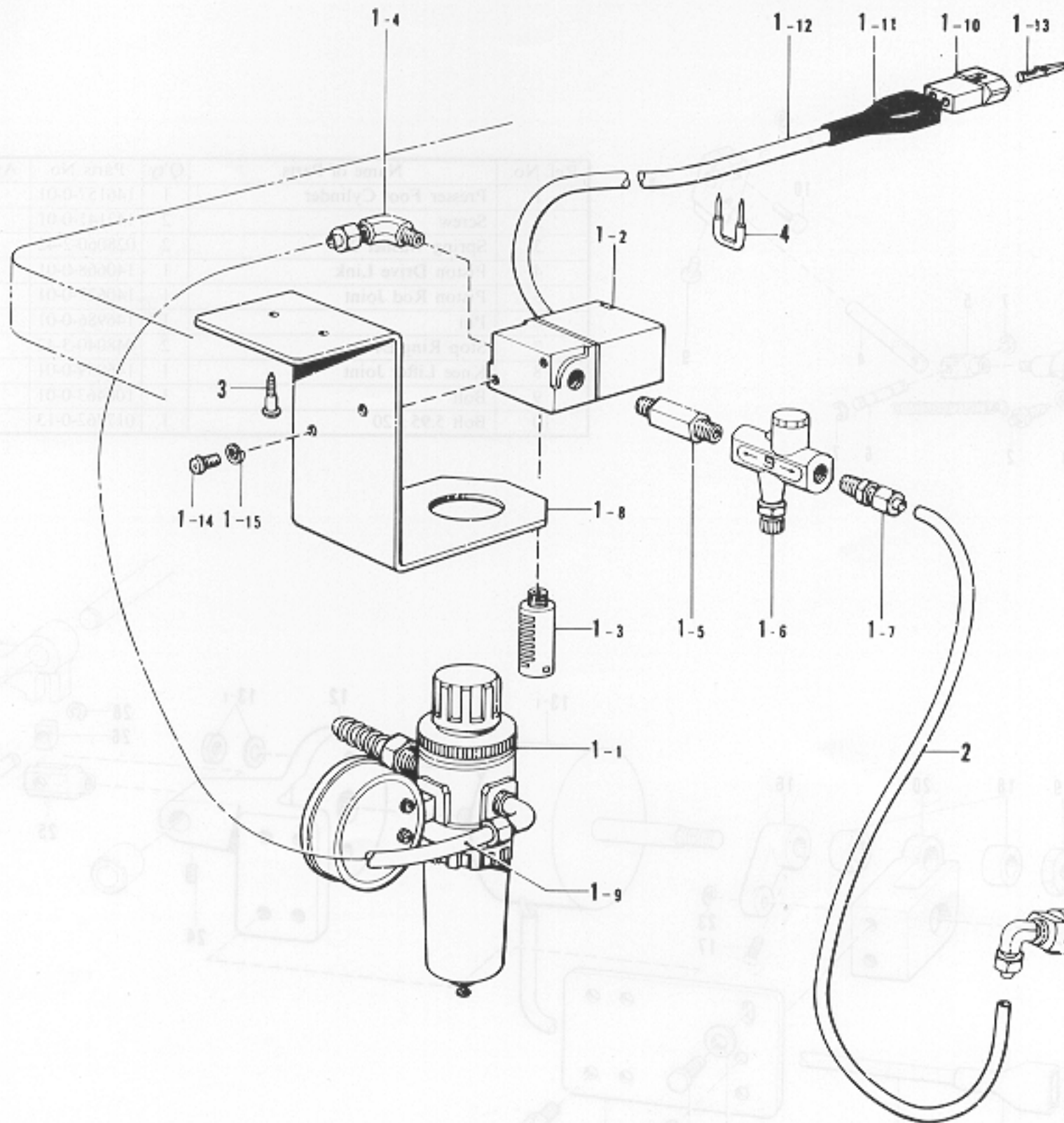


From the library of: Diamond Needle Corp

Ref. No.	Name of Parts	Q'ty	Parts No.	Assembly No.
1	Reverse Solenoid Bracket	1	151333-0-01	
2	Screw 6.35 x 18	1	S01304-0-01	
3	Screw 6.35-28 x 25	2	062782-5-12	
4	Collar	2	151334-0-01	
5-1	Solenoid	1		Q-5 Reverse Solenoid Assembly
5-2	Prunger	1		
5-3	Stop Ring E15	1	154730-0-01	
5-4	Stopper	1	154731-0-00	
5-5	Terminal Pin (Male)	2	143549-0-00	
6	Screw 5 x 8	3	007500-8-12	
9	Pin	1	153245-0-01	
10	Stop Ring E4	1	048040-3-42	
11	Solenoid Cover	1	146105-0-00	
12	Screw 5 x 6	1	007500-6-02	
13	Reverse Link Lever Assembly	1	151337-0-01	
14	Solenoid Lever Stud	1	149094-0-01	
15	Washer	1	149095-0-01	
16	Screw 6.35 x 18	1	S01304-0-01	
30	Washer	1	153138-0-01	
37	Solenoid Rubber	1	S01327-0-01	
38	Collar	1	S01328-0-01	

Ref. No.	Name of Parts	Q'ty	Parts No.	Assembly No.
2	Screw 3.57-40 x 8	2	062680-8-12	
3-1	Micro Switch	1	140643-0-00	R-3
3-2	Reverse Switch Cord	1		Reverse Switch Assembly
3-3	Terminal Pin (Male)	2	143549-0-00	
4	Screw 2.38	2	146124-0-01	
8	Bushing	1	146080-0-00	
12-1	Micro Switch Base	1	156997-0-01	
12-5	Actuator Shaft	1	156998-0-01	
12-6	Screw 4.37-40 x 10	1	062681-0-12	
12-7	Stop Ring E4	1	048040-3-42	
12-9-1	Actuator Bar	1		R-9 Actuator Bar Assembly 156999-0-01
12-9-2	Button	1	156479-0-00	
12-12	Screw 4.37-40 x 14	1	062681-4-12	
12-13	Nut 4.37	1	102571-0-03	
12-14	Spring	1	157999-0-01	
15	Washer 3.5	2	025350-3-32	

S. Air pressure mechanism [-700] / Luftdruck [-700]
 Mécanisme de la pression d'air [-700] / Mecanismo de la presión de aire [-700]

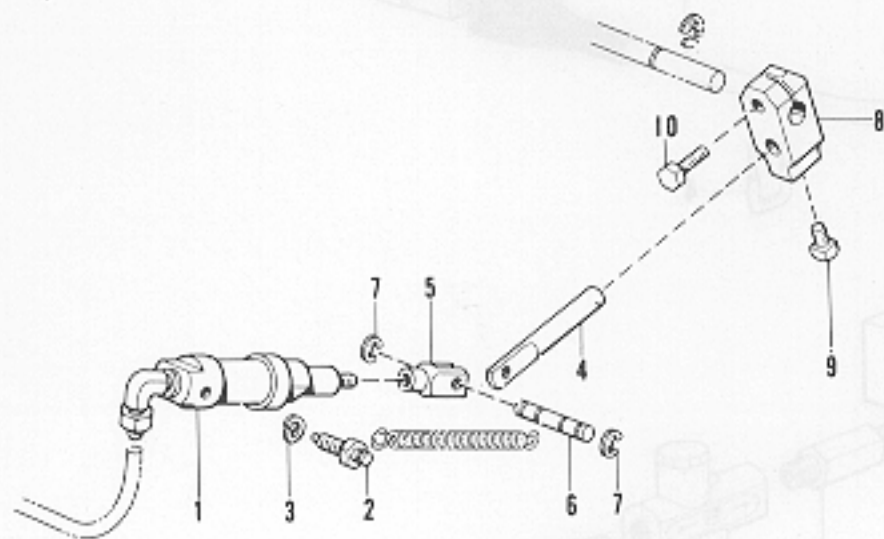


From the library of: Diatomid Needle Corp

Ref. No.	Name of Parts	Q'ty	Parts No.	Assembly No.	Ref. No.	Name of Parts	Q'ty	Parts No.	Assembly No.
1-1	Air Unit Assembly	1	151153-1-01	S-1 Air Unit Valve Assembly 151126-1-01	1-10	Nylon Connector 2P	1	143488-0-01	S-1 Air Unit Valve Assembly 151126-1-01
1-2	Air Valve	1	151127-1-00		1-11	Connector Cap	1	143489-0-01	
1-3	Silencer	1	140682-0-01		1-12	Insulator Tube	1	154215-0-01	
1-4	1/8" Elbow	1	151147-0-01		1-13	Terminal Pin (Male)	2	143549-0-00	
1-5	Speed Control Connector	1	142037-0-00		1-14	Screw 5 x 10	2	002501-0-03	
1-6	Speed Controller	1	142038-0-01		1-15	Spring Washer 2-5	2	028050-2-43	
1-7	1/8" Connector	1	140543-0-00		2	Air Tube	1	151154-0-00	
1-8	Air Unit Holder Plate	1	154214-0-01		3	Screw 4.5 x 20	2	101118-0-01	
1-9	Air Tube	1	140540-0-00		4	Staple	8	200190-0-01	

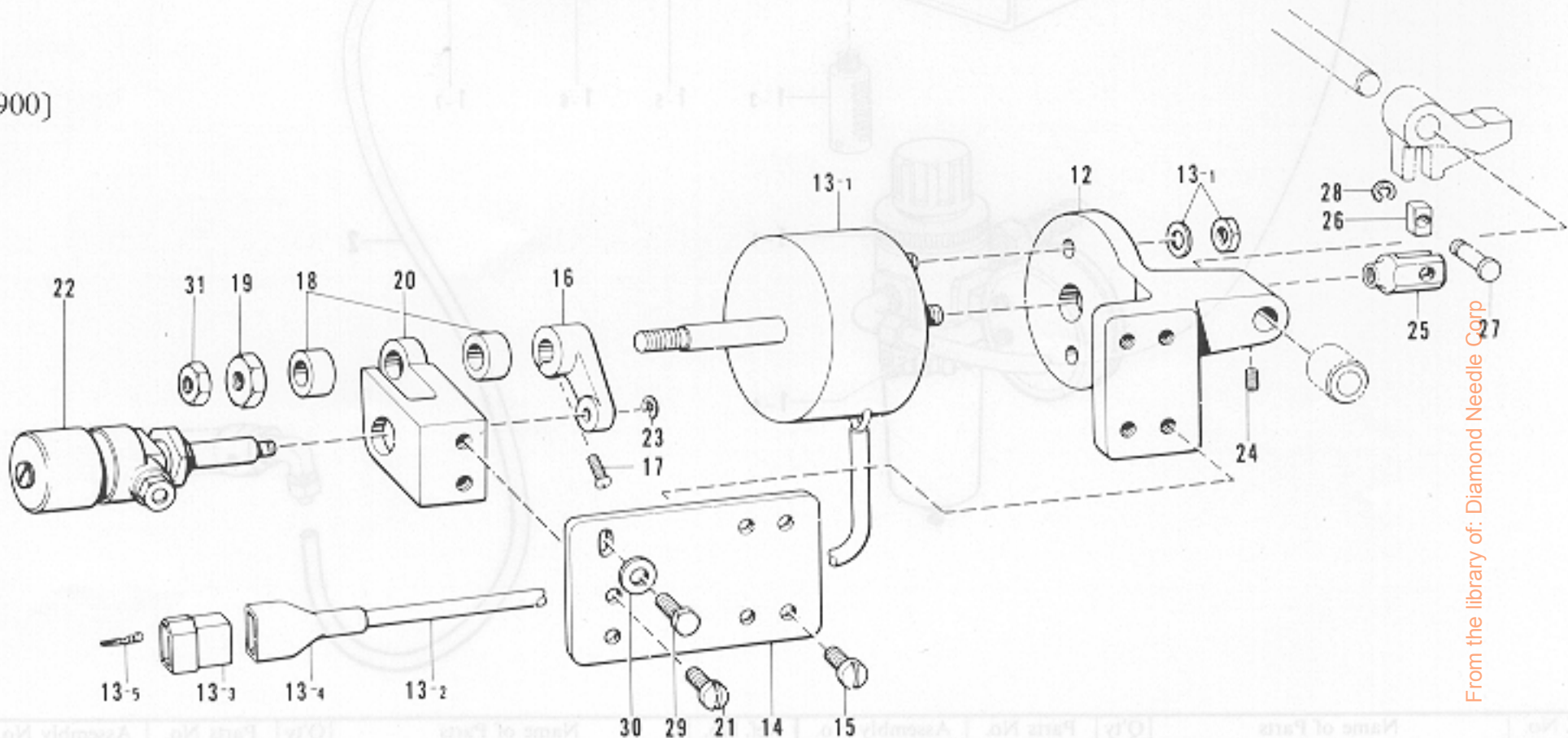
T. Presser foot lifter mechanism [-700-900] / Stoffhalterhebevorrichtung [-700-900]
 Mécanisme de leveur du pied presseur [-700-900] / Mecanismo de levantador del prensa telas [-700-900]

[-700]



Ref. No.	Name of Parts	Q'ty	Parts No.	Assembly No.
1	Presser Foot Cylinder	1	146157-0-01	
2	Screw	2	147141-0-01	
3	Spring Washer 2-6	2	028060-2-42	
4	Piston Drive Link	1	140668-0-01	
5	Piston Rod Joint	1	i40627-0-01	
6	Pin	1	146986-0-01	
7	Stop Ring E4	2	048040-3-42	
8	Knee Lifter Joint	1	146039-0-01	
9	Bolt	1	100463-0-01	
10	Bolt 5.95 x 20	1	017762-0-13	

[-900]

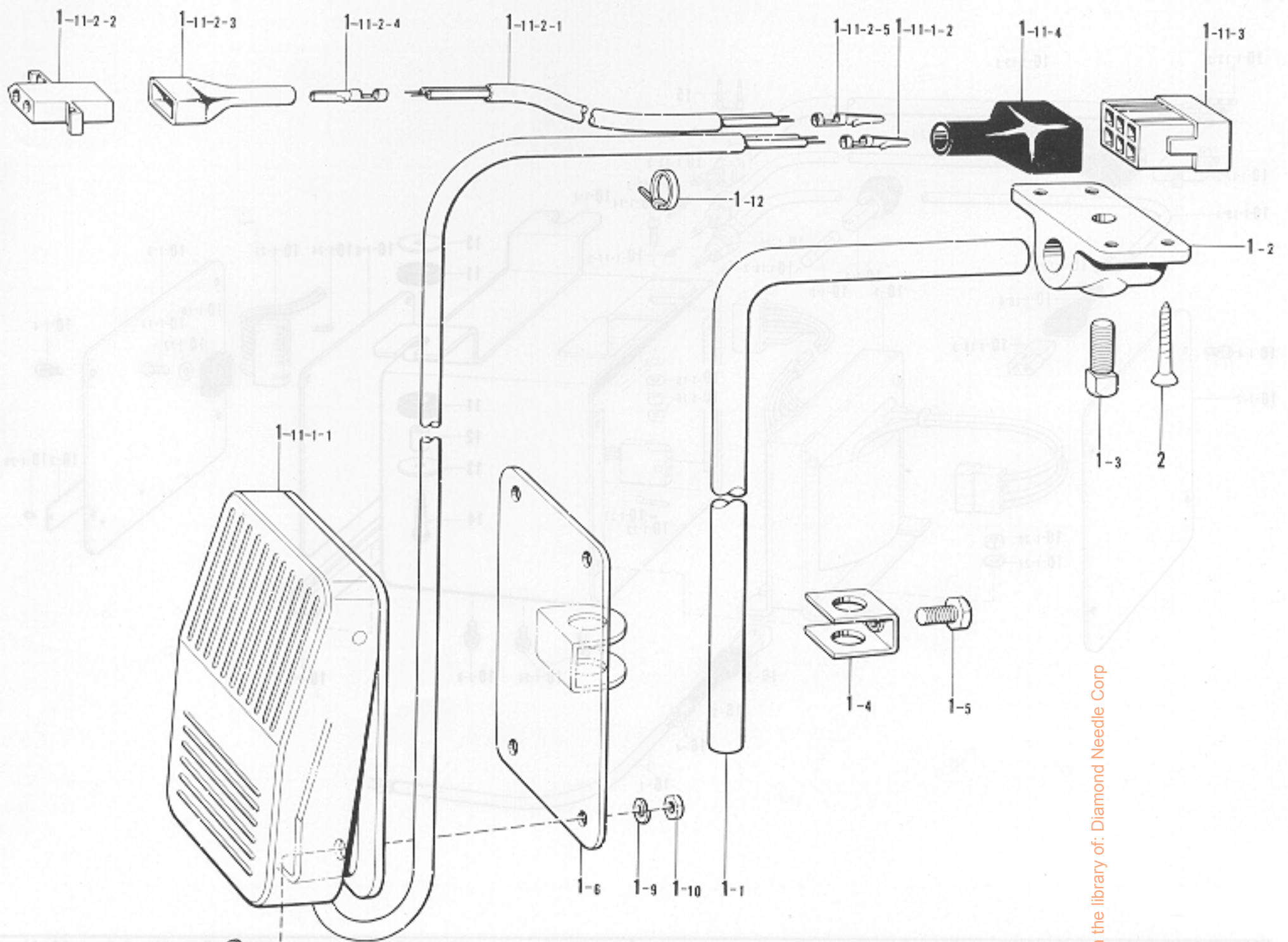


From the library of: Diamond Needle Corp

Ref. No.	Name of Parts	Q'ty	Parts No.	Assembly No.	Ref. No.	Name of Parts	Q'ty	Parts No.	Assembly No.
12	Solenoid Bracket	1	153116-0-00		20	Damper Supportor	1	153123-0-01	
13-1	Solenoid	1		T-13	21	Screw 595-20 x 12	2	062761-2-12	
13-2	Tube	1		Presser Foot	22	Damper Assembly	1	153124-0-01	
13-3	Nylon Connector	1	143484-0-00	Lifting	23	Stop Ring E3	1	048030-3-42	
13-4	Connector Cap	1	143485-0-01	Solenoid	24	Screw 5.95	1	013760-6-12	
13-5	Terminal Pin (Male)	2	143549-0-00	Assembly	25	Piston Rod Joint	1	153198-0-01	
14	Solenoid Bracket	1	153120-0-01	153117-0-01	26	Needle Bar Guide Slide Block	1	102630-0-01	
15	Screw 595-28 x 12	4	062761-2-12		27	Pin	1	153245-0-01	
16	Damper Lever	1	153121-0-01		28	Stop Ring E-4	1	048040-3-42	
17	Screw 476-32 x 14	1	062711-4-12		29	Bolt 5.95 x 14	1	017761-4-12	
18	Collar	2	153122-0-00		30	Washer 6	1	025060-2-32	
19	Nut M8	1	158677-0-01		31	Nut 8	1	021080-3-02	

Ref. No.	Name of Parts	Q'ty	Parts No.	Assembly No.	Ref. No.	Name of Parts	Q'ty	Parts No.	Assembly No.
12	Solenoid Bracket	1	153116-0-00		20	Damper Supportor	1	153123-0-01	
13-1	Solenoid	1		T-13	21	Screw 595-20 x 12	2	062761-2-12	
13-2	Tube	1		Presser Foot	22	Damper Assembly	1	153124-0-01	
13-3	Nylon Connector	1	143484-0-00	Lifting	23	Stop Ring E3	1	048030-3-42	
13-4	Connector Cap	1	143485-0-01	Solenoid	24	Screw 5.95	1	013760-6-12	
13-5	Terminal Pin (Male)	2	143549-0-00	Assembly	25	Piston Rod Joint	1	153198-0-01	
14	Solenoid Bracket	1	153120-0-01	153117-0-01	26	Needle Bar Guide Slide Block	1	102630-0-01	
15	Screw 595-28 x 12	4	062761-2-12		27	Pin	1	153245-0-01	
16	Damper Lever	1	153121-0-01		28	Stop Ring E-4	1	048040-3-42	
17	Screw 476-32 x 14	1	062711-4-12		29	Bolt 5.95 x 14	1	017761-4-12	
18	Collar	2	153122-0-00		30	Washer 6	1	025060-2-32	
19	Nut M8	1	158677-0-01		31	Nut 8	1	021080-3-02	

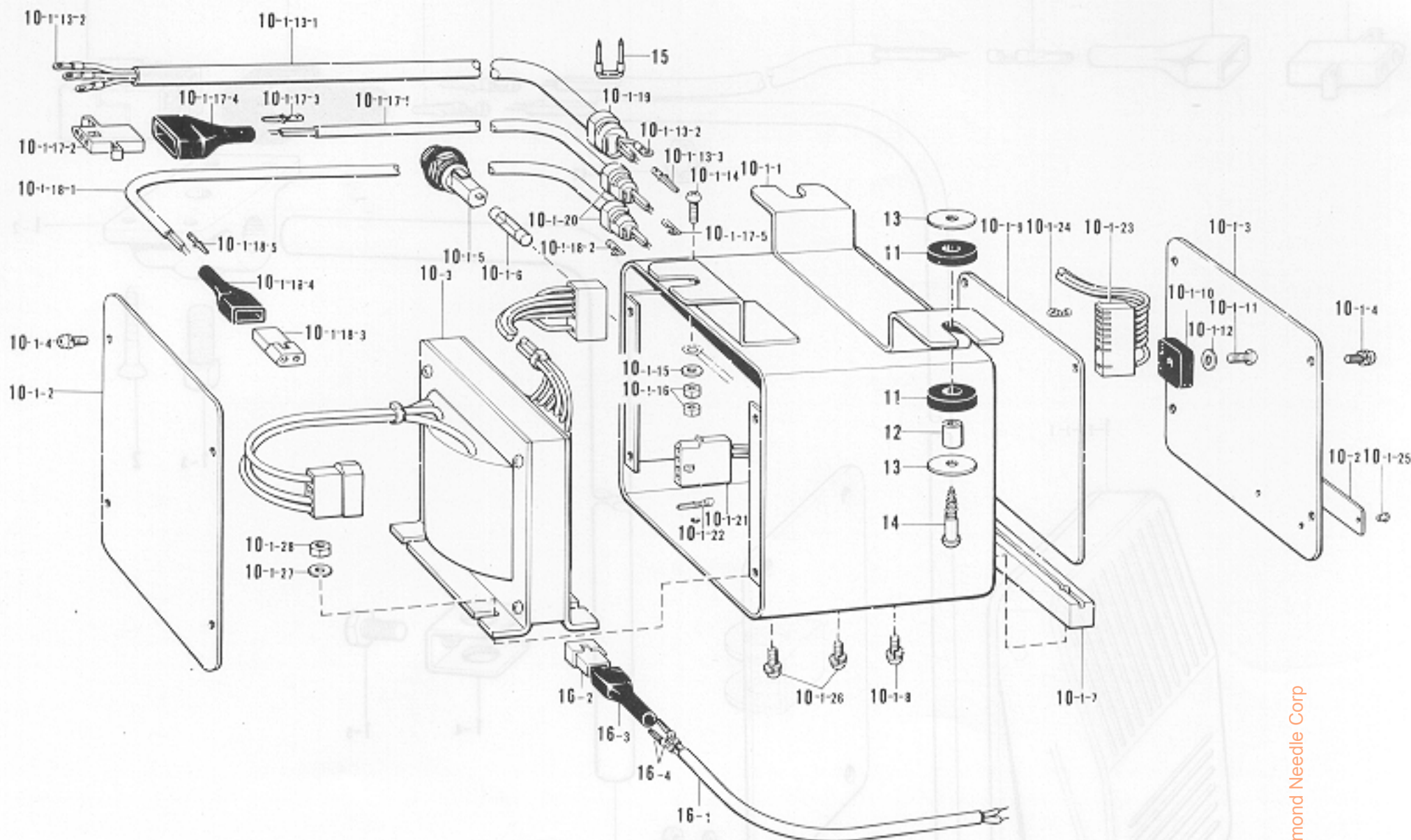
U. Knee switch mechanism [-700-900 BROTHER Motor] / Knieschalter [-700-900 BROTHER Motors]
 Mécanisme de interrupteur de genou [-700-900 BROTHER Moteur]
 Mecanismo de conmutador de rodilla [-700-900 BROTHER Motor]



From the library of: Diamond Needle Corp

Ref. No.	Name of Parts	Q'ty	Parts No.	Assembly No.	Ref. No.	Name of Parts	Q'ty	Parts No.	Assembly No.	
1-1	Knee Switch Shaft	1	142026-0-03	U-1 Knee Lifter Switch Assembly 154169-0-01	1-11-1-2	Terminal Pin (Male)	2	143549-0-00	U-1-11-1 Presser Foot Lifter Switch Assembly 154367-0-00	
1-2	Knee Lifter Shaft Bracket	1	142027-0-01		1-11-2-1	Cable	1			U-1-11-2 Presser Foot Lifter Cord Assembly 154172-0-01
1-3	Bolt 7.94	1	100463-0-01		1-11-2-2	Nylon Connector	1	143499-0-00		
1-4	Stopper	1	114967-0-01		1-11-2-3	Connector Cap	1	143489-0-01		
1-5	Bolt 5.95	1	110087-0-01		1-11-2-4	Terminal Pin (Female)	2	143548-0-00		
1-6	Knee Lifter Switch Plate	1	154170-0-01		1-11-2-5	Terminal Pin (Male)	2	143549-0-00		
1-7	Screw 4 x 10	4	002401-0-03		1-11-3	Nylon Connector 6P	1	146118-0-00		U-1-11 Switch Cord Assembly 154368-0-01
1-8	Washer 4	4	025040-2-33		1-11-4	Connector Cap	1	146119-0-00		
1-9	Washer 2-4	4	028040-2-43		1-12	Bead Band	1	149799-0-00		U-1 Knee Lifter Switch Assembly 154169-0-01
1-10	Nut 4	4	021400-1-64		2	Screw 4.1 x 25	4	034422-5-03		
1-11-1-1	Presser Foot Lifter Switch	1								

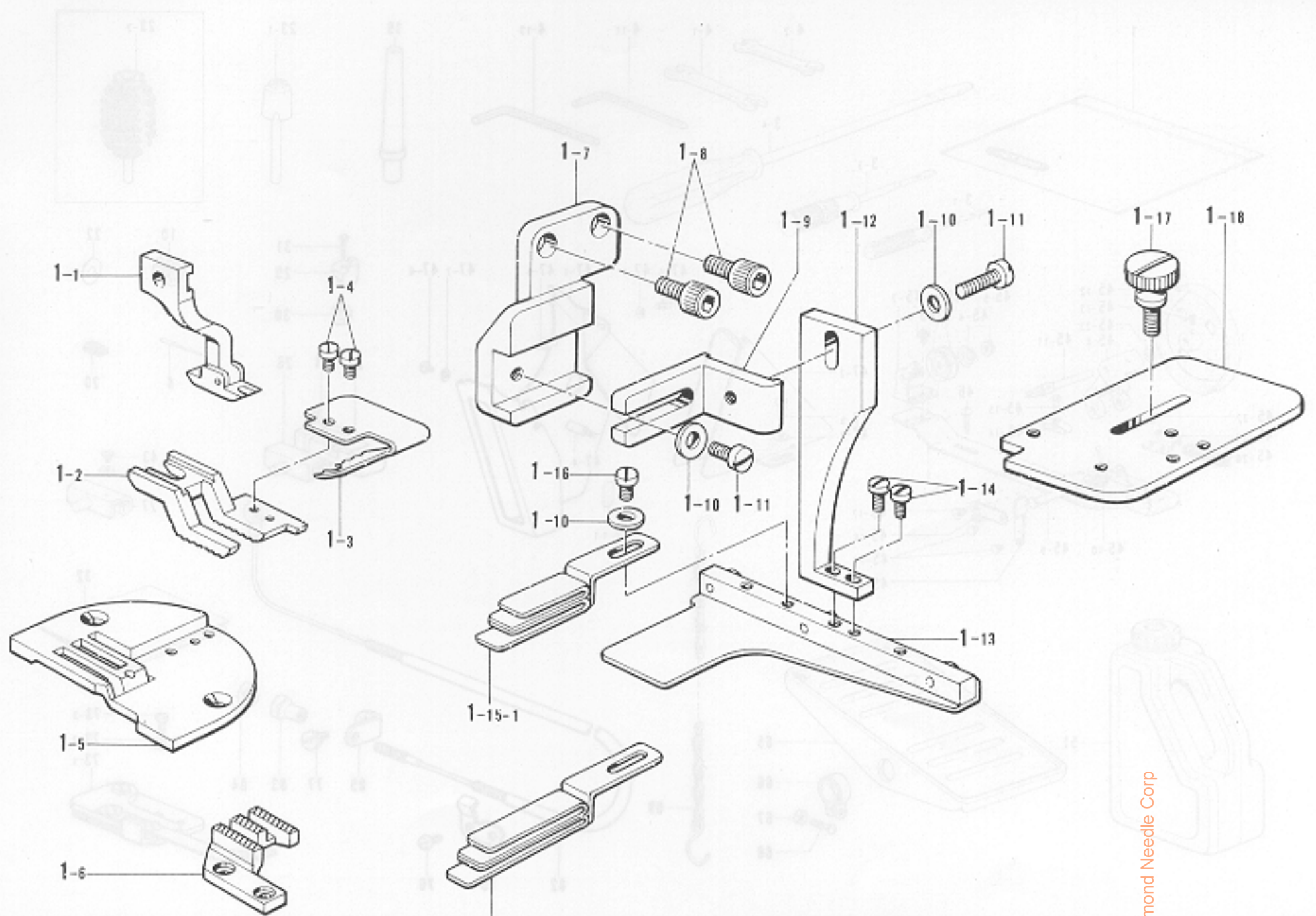
V. Control box mechanism [-900]/ Schaltkasten [-900]
 Mécanisme du boîtier de contrôle [-900]/ Mecanismo del caja de controles [-900]



the library of: Diamond Needle Corp

Ref. No.	Name of Parts	Qty	Parts No.	Assembly No.	Ref. No.	Name of Parts	Qty	Parts No.	Assembly No.
10-1-1	Box	1		V-10 Solenoid Control Box Assembly 154294-0-01	10-1-18-3	Nylon Connector	1	143488-0-00	V-10 Solenoid Control Box Assembly 154294-0-01
10-1-2	Front Cover	1			10-1-18-4	Connector Cap	1	143489-0-01	
10-1-3	Rear Cover	1			10-1-18-5	Terminal Pin (Male)	2	143549-0-01	
10-1-4	Screw 4 x 10D	8	215080-0-01		10-1-19	Bushing #62	1	216365-0-01	
10-1-5	Fuse Holder	1	141033-0-01		10-1-20	Bushing	2	146244-0-00	
10-1-6	Fuse (2A)	1	141032-0-00		10-1-21	Nylon Connector	1	143501-0-00	
10-1-7	Circuit Rail	1	153155-0-00		10-1-22	Terminal Pin	1	143548-0-00	
10-1-8	Screw 4 x 10D	2	215080-0-01		10-1-23	Micro Switch Cord Assembly	1	153165-0-00	
10-1-9	Printed Circuit Board	1	153156-0-01		10-1-24	FL Pin RM 5167	4	219600-0-01	
10-1-10	Insulation Rubber	2	216351-0-01		10-1-25	Rivet	2		
10-1-11	Screw 3 x 8	2	002300-8-05		10-1-26	Screw 4 x 10D	4	215080-0-01	
10-1-12	Washer 3	2	025030-3-35		10-1-27	Washer 4	2	025040-2-33	
10-1-13-1	Cable	1			10-1-28	Nut 4	2	021400-1-64	
10-1-13-2	Terminal	4		10-2	Name Plate	1			
10-1-13-3	Terminal Pin (Female)	1	143548-0-00	10-3	Transformer 60VA	1	154296-0-01		
10-1-14	Screw 4 x 12	1	002401-2-03	11	Rubber Cushion	6	153162-0-00		
10-1-15	Washer 4	1	025040-2-33	12	Collar 5.2 x 10 x 11	3	153163-0-01		
10-1-16	Nut 4	2	021400-1-64	13	Washer 5.2 x 25	6	153164-0-01		
10-1-17-1	Cable	1		14	Screw 4.8 x 32	3	031483-2-03		
10-1-17-2	Nylon Connector	1	143500-0-00	15	Staple	10	200190-0-01		
10-1-17-3	Terminal Pin	2	143548-0-00	16-1	Cable	1			
10-1-17-4	Connector Cap	1	143485-0-01	16-2	Nylon Connector	1	143499-0-00		
10-1-17-5	FL Pin RM 5167	2	219600-0-01	16-3	Connector Cap	1	143489-0-01		
10-1-18-1	Cable	1		16-4	Terminal Pin (Female)	2	143548-0-00		
10-1-18-2	FL Pin RM 5167	2	219600-0-01						

W. Gauge parts / Lehren
Pièces d'écartment / Piezas calibradoras

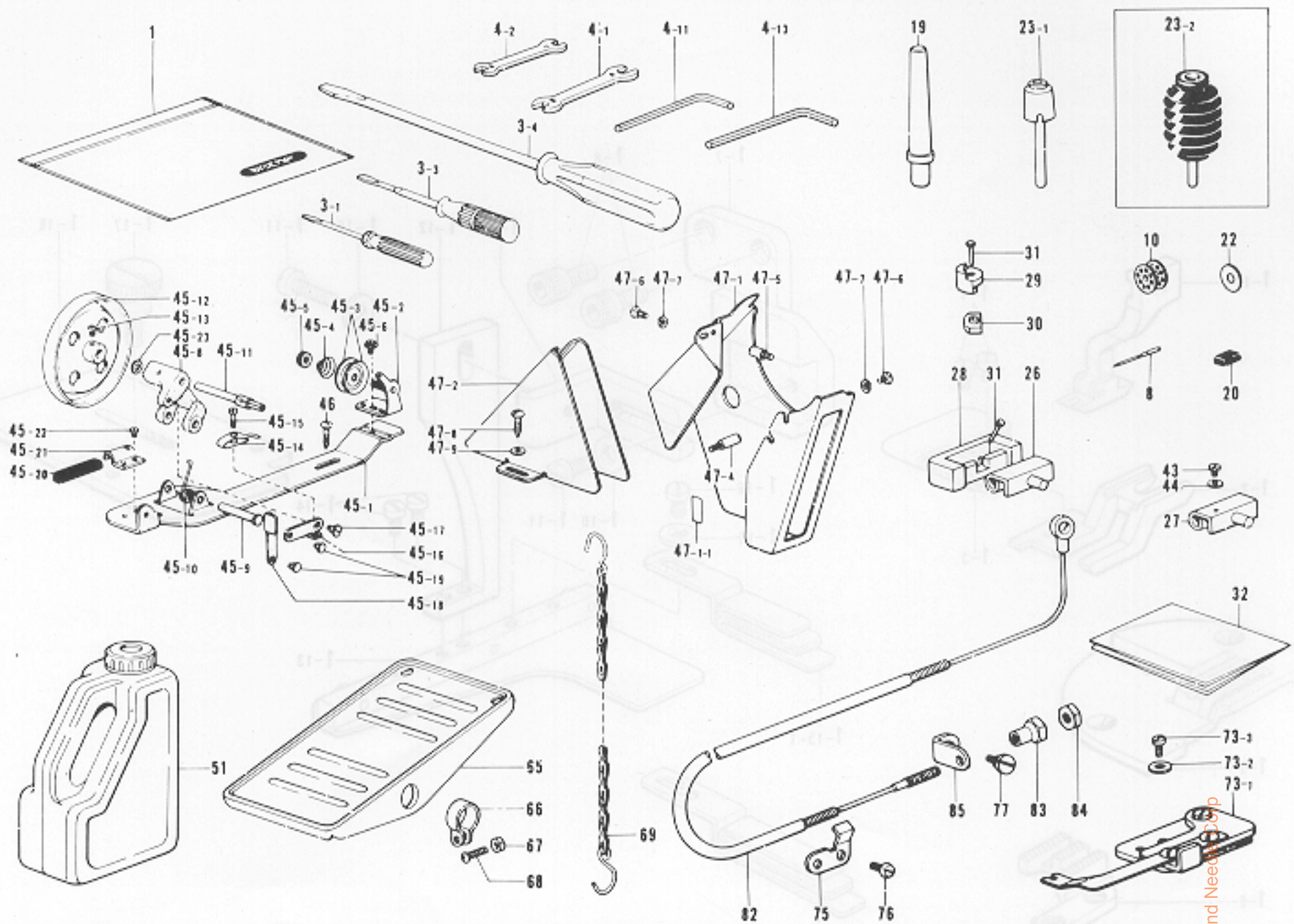


Ref. No.	Name of Parts	Q'ty	Parts No.	Assembly No.	Ref. No.	Name of Parts	Q'ty	Parts No.	Assembly No.
1-1	Presser Foot FG	1	S00344-0-01	W-1 Feed Guide Assembly S00343-0-01	1-11	Screw 3.57 x 10	2	009671-0-12	W-1 Feed Guide Assembly S00343-0-01
1-2	Upper Feed Dog FG	1	S00345-0-01		1-12	UD Adjustment Bracket	1	S00351-0-01	
1-3	Feed Dog Pawl	2	S00346-0-01		1-13	Divider Assembly	1	S00352-0-01	
1-4	Screw 3.18	2			1-14	Screw 3.18	2	100080-0-04	
1-5	Needle Plate FG	1	S00347-0-01		1-15-1	Material Guide S	1	S00353-0-01	
1-6	Feed Dog FG	1	S00348-0-01		1-15-2	Material Guide L	1	S00354-0-01	
1-7	Installation Bracket FG	1	S00349-0-01		1-16	Screw 3.57 x 5	1	009670-5-12	
1-8	Bolt M5	2	018501-2-22		1-17	Screw 3.57	1	106120-0-01	
1-9	RL Adjustment Bracket	1	S00350-0-01		1-18	Square	1	S00355-0-01	
1-10	Washer 3.5	4	025350-3-32						

the library of: Diamond Needle Corp

* The details of included accessories are subject to change. * Les détails des accessoires inclus sont sujets à des changements. * Änderungen in der Aufstellung der mitgelieferten Zubehörteile sind vorbehalten.

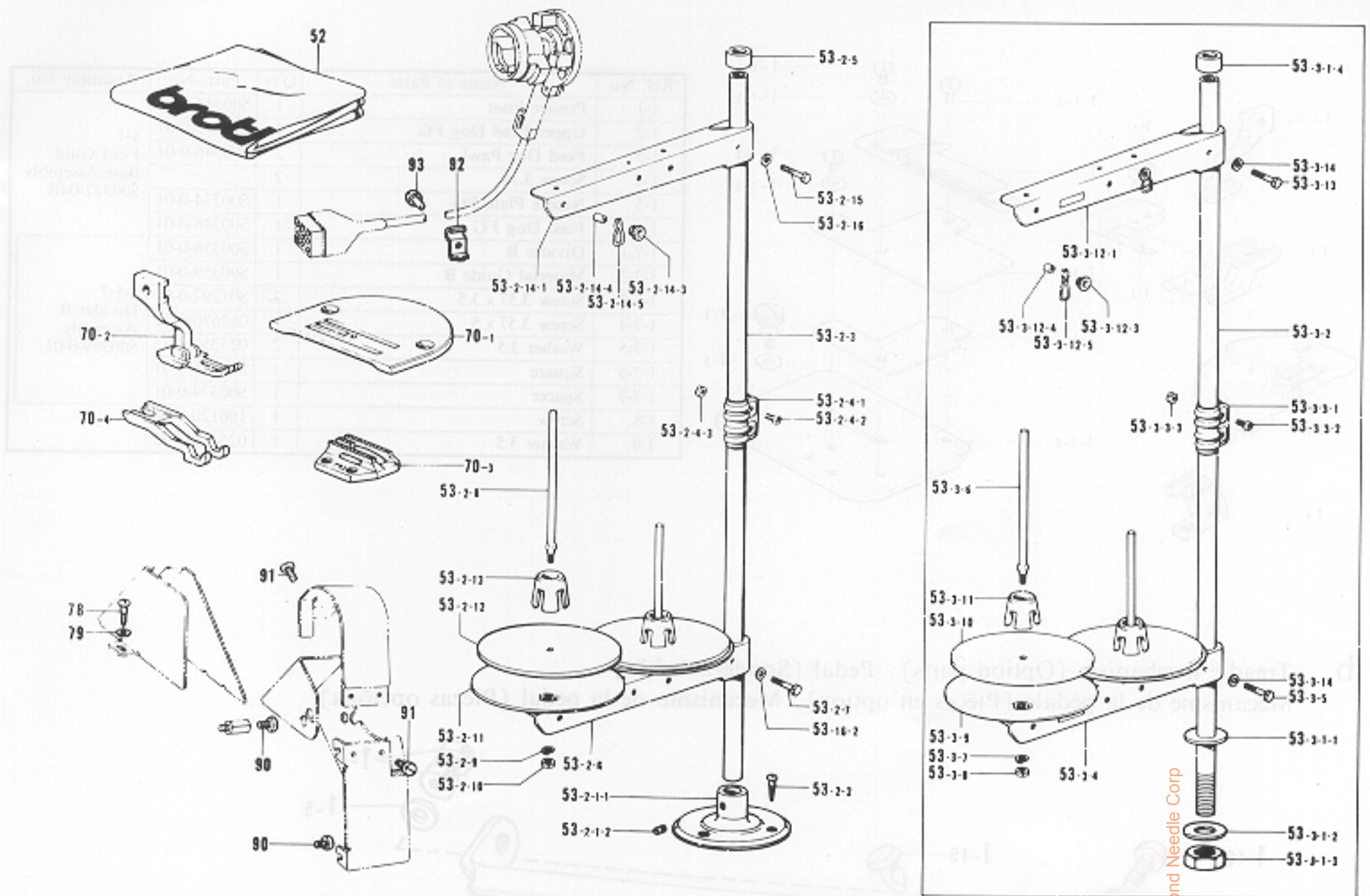
Z. Accessories (1) / Zubehör (1)
Accessoires (1) / Accesorios (1)



Ref. No.	Name of Parts	Q'ty	Parts No.	Assembly No.	Ref. No.	Name of Parts	Q'ty	Parts No.	Assembly No.
1	Vinyl Bag	1	122991-0-01		45-14	Bobbin Presser	1	100656-0-01	
3-1	Screw Driver 1.9 x 52	1	142443-0-01		45-15	Screw 3.18	1	100657-0-01	
3-3	Screw Driver 3.4 x 70	1	118837-0-01		45-16	Bobbin Presser Arm	1		
3-4	Screw Driver	1	101572-1-01		45-17	Stud Screw 3.18	1	100659-0-01	
4-1	Spanner 8 x 9	1	100887-0-01		45-18	Bobbin Presser Arm Bracket	1		
4-2	Spanner 6 x 7	1	107779-0-01		45-19	Pin	2		
4-11	Spanner 2	1	146049-0-01		45-20	Bobbin Winder Wheel Stopper	1	100662-0-01	
4-13	Spanner 3	1	142721-0-01		45-21	Bobbin Winder Wheel Stopper Holder	1		
8	Needle #11	4			45-22	Screw 3.57 x 3.5	1	S01297-0-01	
10	Bobbin	4	117132-0-01		45-23	Washer	2		
19	Head Rest	1	100477-0-01		46	Screw 5.5 x 20	2	100666-0-02	
20	Magnet	2	112525-0-00		47-1	Belt Cover UE	1		
22	Bobbin Case Sheet	2	140356-0-01		47-1-1	Cushion	1		
23-1	Knee Lifter Complying Bar	1	145573-0-00		47-2	Belt Cover D	1		
23-2	Complying Bar Assembly	1	S00096-0-01		47-4	Stud (A)	1	147855-0-01	Z-47
26	Hinge Assembly	2	143882-0-01		47-5	Stud (B)	1	147856-0-01	Belt Cover
27	Hinge E	2	145945-0-01		47-6	Screw 437-40 x 8	2	062680-8-12	Assembly E
28	Rubber Cushion for Hinge Assembly	2	143910-0-01		47-7	Spring Washer 2-4.37	2	028680-2-42	147899-0-11
29	Head Cushion	4	146003-1-01		47-8	Screw 5.5 x 20	2	100666-0-02	
30	Oil Pan Cushion	4	146004-0-01		47-9	Washer 5.56	2	025750-1-32	
31	Nail	8	109714-0-00		51	Oil Tank	1	154702-0-01	
32	Table Sheet	1	144615-0-01		65	Treadle Pedal	1	147893-0-02	
43	Screw 437-40 x 6	1	062680-6-16		66	Pedal Stopper	2	116016-0-01	
44	Washer 4.37	1	025680-1-33		67	Nut 4	2	021400-1-06	
45-1	Bobbin Winder Wheel Bracket	1			68	Screw 4 x 14	2	001401-4-06	
45-2	Bobbin Winder Wheel Guide Bracket Assembly	1			69	Chain Assembly	1	149247-0-01	
45-3	Tension Disc	2	145446-0-01		73-1	Gathering Separator	1	159320-0-01	Z-73
45-4	Tension Spring	1	100401-0-01		73-2	Washer 3.5	2	025350-3-32	Gathering
45-5	Nut	1			73-3	Screw 357-40 x 8	2	062670-8-12	Separator S3
45-6	Screw 4.37	1			75	Tension Release Wire Presser U	1	149135-1-01	Assembly
45-8	Bobbin Winder Wheel Shaft Supporter	1			76	Screw 357-40 x 6	1	060670-6-12	183214-3-01
45-9	Pin	1			77	Stud Screw 6.35	1	149127-0-01	
45-10	Spring	1	117969-0-01	Z-45	82	Shirring Wire	1	159314-0-01	
45-11	Bobbin Winder Shaft	1	117970-0-01	Bobbin	83	Wire Sleeve	1	156640-0-01	
45-12	Bobbin Winder Wheel	1		Winder	84	Nut 4.76	1	110161-0-06	
45-13	Screw	1	100366-0-02	Assembly	85	Tension Release Link	1	149131-0-01	
				117963-0-01					

* The details of included accessories are subject to change. * Änderungen in der Aufstellung der mitgelieferten Zubehöre sind vorbehalten.
* Les détails des accessoires inclus sont sujets à des changements. * Los detalles de los accesorios incluidos pueden variar.

Z. Accessories (2) / Zubehör (2)
 Accessoires (2) / Accesorios (2)



Ref. No.	Name of Parts	Q'ty	Parts No.	Assembly No.	Ref. No.	Name of Parts	Q'ty	Parts No.	Assembly No.
52	Head Cover	1	144222-0-01		53-3- 3-1	Joint	1		Z-53-3-3
53-2- 1-1	Cotton Stand Base	1	150189-0-01	Z-53-2-1 Cotton Stand Base Assembly 150139-0-01	53-3- 3-2	Screw 5 x 14	2	150202-0-01	Joint for Cotton Stand Assembly 150106-0-01
53-2- 1-2	Screw 6 x 7	2	150181-1-01		53-3- 3-3	Nut 5	2	021500-1-03	
53-2- 2	Screw 4.5 x 22	3	031452-2-03		53-3- 4	Spool Holder 2	1	150178-0-01	
53-2- 3	Pipe	2	150172-0-01		53-3- 5	Bolt 5 x 28	1	017502-8-03	
53-2- 4-1	Joint	1		Z-53-2-4 Joint for Cotton Stand Assembly 150106-0-01	53-3- 6	Spool Shaft (B)	2	150179-0-01	Z-53-3 Thread Stand Assembly 2D 150125-0-01
53-2- 4-2	Screw 5 x 14	2	150202-0-01		53-3- 7	Spring Washer 2-5	2	028050-2-43	
53-2- 4-3	Nut 5	2	021500-1-03		53-3- 8	Nut 5	2	021500-1-03	
53-2- 5	Cap	1			53-3- 9	Spool Stand Base	2	150180-0-00	
53-2- 6	Spool Holder 2	1	150178-0-01		53-3-10	Spool Mat	2	150182-0-00	
53-2- 7	Bolt 5 x 28	1	017502-8-03		53-3-11	Spool Cushion	2	126863-0-00	
53-2- 8	Spool Shaft (B)	2	150179-0-01	Z-53-2 Cotton Stand Assembly 2 150150-0-03	53-3-12-1	Spool Holder 2	1	150178-0-01	Z-53-3-12 Thread Hanger Assembly 2 150192-0-03
53-2- 9	Spring Washer 2-5	2	028050-2-43		53-3-12-3	Thread Hanger	2		
53-2-10	Nut 5	2	021500-1-03		53-3-12-4	Thread Bushing	2	142990-0-01	
53-2-11	Spool Stand Base	2	150180-0-00		53-3-12-5	Thread Guide Spring	2	150184-0-01	
53-2-12	Spool Mat	2	150182-0-00		53-3-13	Bolt 5 x 28	1	017502-8-03	
53-2-13	Spool Cushion	2	126863-0-00		73-3-14	Washer 5	2	025050-2-33	
53-2-14-1	Spool Holder 2	1	150178-0-01	Z-53-2-14 Thread Hanger Assembly 2 150192-0-03	70-1	Needle Plate B16	1	159290-0-01	Z-70 Exchange Parts Assembly 183042-3-01
53-2-14-3	Thread Hanger	2			70-2	Presser Foot B Assembly	1	151281-0-01	
53-2-14-4	Thread Bushing	2	142990-0-01		70-3	Feed Dog B	1	159302-0-01	
53-2-14-5	Thread Guide Spring	2	150184-0-01		70-4	Upper Feed Dog B	1	151384-0-01	
53-2-15	Bolt 5 x 28	1	017502-8-03		78-	Screw 5.5 x 20	2	100666-0-02	
53-2-16	Washer 5	2	025050-2-33		79	Washer 5.56	2	025750-1-32	
53-3- 1-1	Pipe D	1		Z-53-3-1 Pipe D Assembly 156111-0-01	90	Screw 595-28 x 28	2	062760-8-12	
53-3- 1-2	Washer 16	1	150206-0-01		91	Screw 3.57	3	100257-0-10	
53-3- 1-3	Nut U 5/8	1	150191-0-01		92	Cord Stopper	1	145597-0-01	
53-3- 1-4	Cap	1			93	Screw 437-40 x 8	1	062680-8-12	
53-3- 2	Pipe	1	150172-0-01	Z-53-3 Thread Stand Assembly 2D					

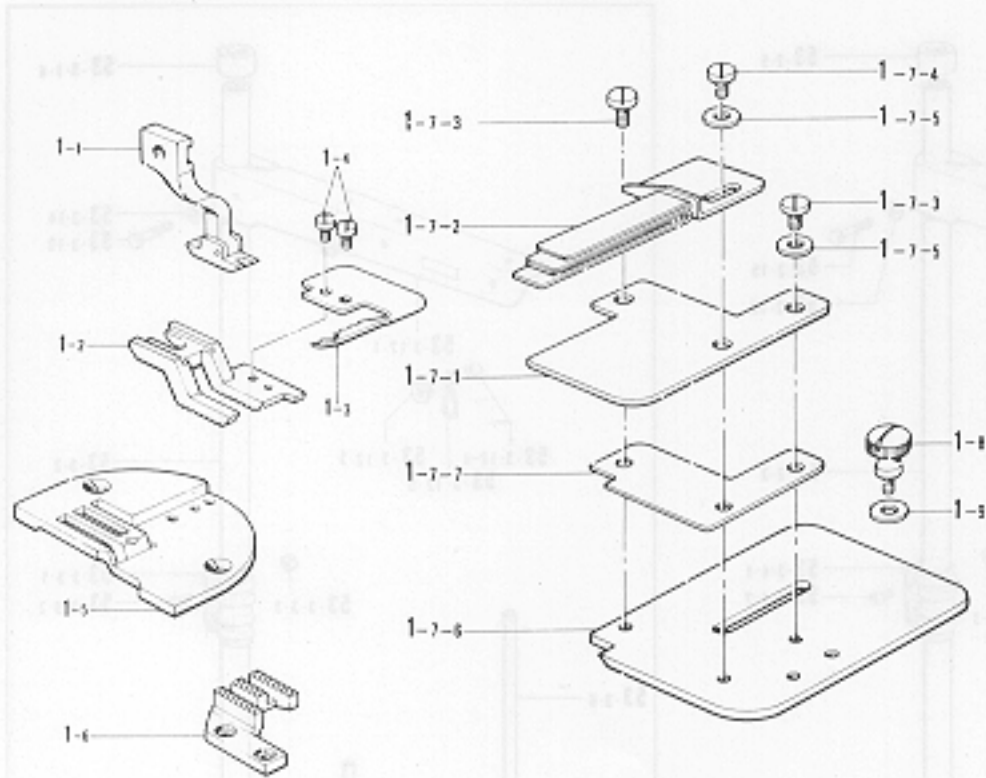
* The details of included accessories are subject to change.

* Änderungen in der Aufstellung der mitgelieferten Zubehöre sind vorbehalten.

* Les détails des accessoires inclus sont sujets à des changements.

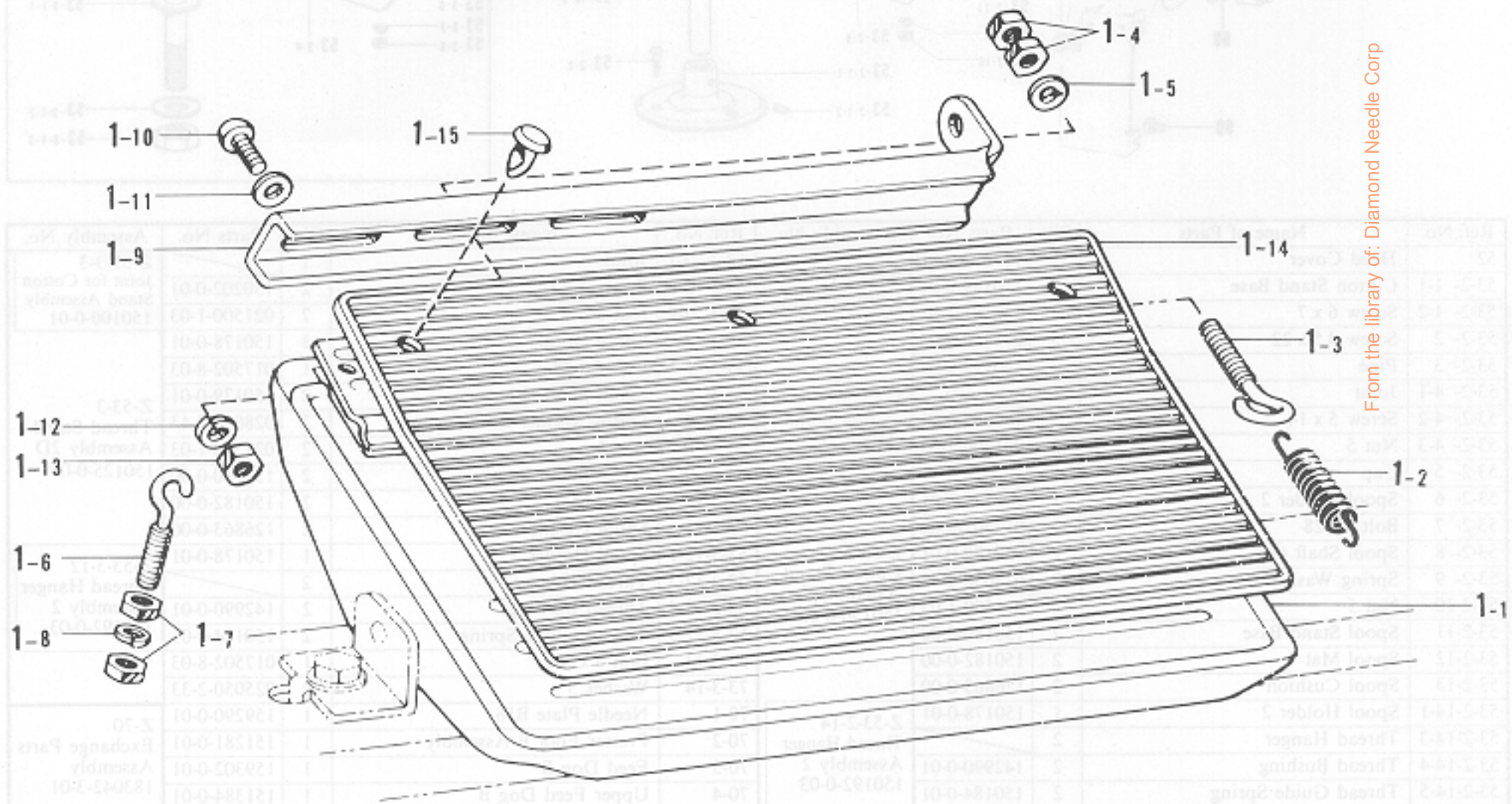
* Los detalles de los accesorios incluidos pueden variar.

a. Gauge parts [Option parts] / Lehren [Sonderzubehör]
 Pièces d'écartment [Pièces en option] / Piezas calibradoras [Piezas opcióna]



Ref. No.	Name of Parts	Q'ty	Parts No.	Assembly No.
1-1	Presser Foot	1	S00344-0-01	a-1 Feed Guid Base Assembly S00357-0-01
1-2	Upper Feed Dog FG	1	S00345-0-01	
1-3	Feed Dog Pawl	2	S00346-0-01	
1-4	Screw 3.18	2		
1-5	Needle Plate FG	1	S00374-0-01	a-1-7 Divider B Assembly S00369-0-01
1-6	Feed Dog FG	1	S00348-0-01	
1-7-1	Divider B	1	S00358-0-01	
1-7-2	Material Guide B	1	S00359-0-01	
1-7-3	Screw 3.57 x 3.5	2	S01297-0-01	
1-7-4	Screw 3.57 x 5	1	062670-5-12	
1-7-5	Washer 3.5	2	025350-3-32	
1-7-6	Square	1	S00355-0-01	
1-7-7	Spacer	1	S00374-0-01	
1-8	Screw	1	106120-0-01	
1-9	Washer 3.5	1	025350-3-32	

b. Treadle mechanism [Option parts] / Pedal [Sonderzubehör]
 Mécanisme de la pédale [Pièces en option] / Mecanismo de la pedal [Piezas opcióna]



From the library of: Diamond Needle Corp

Ref. No.	Name of Parts	Q'ty	Parts No.	Assembly No.	Ref. No.	Name of Parts	Q'ty	Parts No.	Assembly No.
1- 1	Treadle	1		b-1 Treadle Assembly 146175-0-01	1- 9	Treadle Connector Arm	1		b-1 Treadle Assembly 146175-0-01
1- 2	Spring	1	146178-0-01		1-10	Screw 6 x 16	2	001061-6-06	
1- 3	Spring Hook	1	140953-0-01		1-11	Washer 6	2	025060-2-36	
1- 4	Nut 5	2	021500-1-04		1-12	Spring Washer 2-6	2	028060-2-42	
1- 5	Washer 5	1	025050-2-33		1-13	Nut 6	2	021060-2-06	
1- 6	Adjusting Hook	1	140947-0-02		1-14	Rubber Cover	1	109268-0-01	
1- 7	Nut 4 x 5	2	212251-0-01		1-15	Clip 6	3	146358-0-01	
1- 8	Spring Washer 2-4	1	028040-2-43						

DIFFERENT PARTS LIST / ZUBEHORLISTE / LISTE DES PIECES ACCESSOIRES / LISTA DE PIEZAS ACCESORIAS



- 03•Medium Materials
- 15•Thick Materials (Intermediate shirring)
- 35•Thick Materials (Feed guide device)
- 0 •Standard
- 4 •Thread Trimmer + Thread Wiper + Quick Back Switch
- 7 •Thread Trimmer + Thread Wiper + Quick Back Switch + Automatic Presser Foot Lifter (Air Type)
- 9 •Thread Trimmer + Thread Wiper + Quick Back Switch + Automatic Presser Foot Lifter (Solenoid Type)

Ref. No.	Name of Parts	Sub-class			-1□□			-4□□			-7□□		-9□□	
		03	15	35	03	15	03	15	35	03	15	03	15	
A-6	Rear Cover	151256-0-02	151257-0-02		151256-0-02	151257-0-02	151256-0-02	151257-0-02			151256-0-02	151257-0-02	151256-0-02	151257-0-02
A-22	Oil Cap		117936-0-01											
A-23	Oil Cap		156217-0-01											
A-25	Screw 437-40 x 5		062680-5-12											
A-26	Screw 5 x 6		007500-6-02		007500-6-02		007500-6-02				007500-6-02		007500-6-02	
B-1	Pre-Tension Assembly A									154559-0-01				
B-2	Thread Guide									154563-0-01				
B-10	Thread Retainer		114931-0-01											
B-12	Pre-Tension Assembly		144502-0-01											
B-13	Thread Guide Plate								146055-0-01					
B-14	Washer 4.37								025680-2-32					
B-15	Screw 437-40 x 6								062680-6-12					
B-22	Pin		145526-0-01						145691-0-01					
C-26	Screw 357-40 x 6	159288-0-01	159290-0-01		159288-0-01	159290-0-01	159288-0-01	159290-0-01		159288-0-01	159290-0-01	159288-0-01	159290-0-01	
C-29	Face Plate		115244-0-01						148822-0-01					

From the library of: Diamond Needle Corp

Ref. No.	Sub-class	-0□□			-1□□		-4□□			-7□□		-9□□	
		03	15	35	03	15	03	15	35	03	15	03	15
C-31	Screw 3.57	148900-0-01											
D-20	Rotary Hook Assembly	128328-0-01	116780-0-01		128328-0-01	128330-0-01	128328-0-01	128330-0-01	153131-0-01	128328-0-01	128330-0-01	128328-0-01	128330-0-01
D-21	Bobbin Case Assembly	100369-0-01											
D-21-4	Bobbin Tension Spring	148350-1-01											
D-23	Bobbin Case Sheet	140356-0-01											
E-24-1	Reverse Lever Shaft	151312-0-01											
E-24-2	Reverse Lever Shaft	151313-0-01											
E-29-1	Spring	151315-0-01											
E-29-2	Spring	151316-0-01											
E-30	Collar	151317-0-01											
E-31	Washer 6	025060-3-32											
E-32	Screw 635-28 x 25	062782-5-12											
E-34-1	Reverse Lever	151318-1-01											
E-34-2	Reverse Lever	151319-0-01											
E-35	Screw 476-32 x 14	062711-4-12											
E-36	Collar	149087-0-01											
E-52	Feed Dog	159301-0-01	159302-0-01		159301-0-01	159302-0-01	159301-0-01	159302-0-01		159301-0-01	159302-0-01	159301-0-01	159302-0-01
F-1	Length Control Assembly	183210-0-01			183210-0-01		183210-0-01			183210-0-01		183210-0-01	
F-2	Pin	145502-0-01			145502-0-01		145502-0-01			145502-0-01		145502-0-01	
F-3	Spring	144876-0-01			144876-0-01		144876-0-01			144876-0-01		144876-0-01	
F-4	Upper Feed Regulator Bushing	151347-0-00			151347-0-00		151347-0-00			151347-0-00		151347-0-00	
F-5	Screw 5.95 x 6	013760-6-10			013760-6-10		013670-6-10			013670-6-10		013670-6-10	
F-10-1	Upper Feed Regulator	151352-0-01			151352-0-01		151352-0-01			151352-0-01		151352-0-01	
F-10-2	Upper Feed Regulator		151353-0-01			151353-0-01		151353-0-01			151353-0-01		151353-0-01
F-28	Upper Feed Rock Arm Upper	151369-0-01	153578-0-01		151369-0-01	153578-0-01	151369-0-01	153578-0-01		151369-0-01	153578-0-01	151369-0-01	153578-0-01
F-30	Upper Feed Rock Arm Lower Assembly	151370-0-01	153579-0-01		151370-0-01	153579-0-01	151370-0-01	153579-0-01		151370-0-01	153579-0-01	151370-0-01	153579-0-01
F-36	Upper Feed Dog	151383-0-01	151384-0-01		151383-0-01	151384-0-01	151383-0-01	151384-0-01		151383-0-01	151384-0-01	151383-0-01	151384-0-01
F-56-1	Screw 19	151403-0-01			151403-0-01		151403-0-01			151403-0-01		151403-0-01	
F-56-2	Screw 5.95 x 16		013761-6-12			013761-6-12		013761-6-12			013761-6-12		013761-6-12
F-85	Wire Holder U		159316-0-01			159316-0-01		159316-0-01			159316-0-01		159316-0-01
F-86	Screw 635-28 x 8		062780-8-12			062780-8-12		062780-8-12			062780-8-12		062780-8-12

From the library of Diamond Needle Corp

Ref. No.	Sub-class	-0□□			-1□□		-4□□			-7□□		-9□□	
		03	15	35	03	15	03	15	35	03	15	03	15
F-87	Screw 357-40 x 4		062671-4-12		062671-4-12			062671-4-12					
F-88	Tension Release Wire Presser U		149135-1-01		149135-1-01			149135-1-01					
F-89	Screw 357-40 x 6		060670-6-12		060670-6-12			060670-6-12					
G- 9-1	Presser Bar Lifter Lever		145473-0-01										
G- 9-2	Presser Bar Lifter Lever							145580-0-01					
G-13-1	Washer		151439-0-02										
G-13-2	Washer							109763-0-02					
G-19	Stud Screw 6.35				145480-0-01								
G-28	Washer							153138-0-01					
G-32	Spring											154347-0-01	
G-33	Stud 6.35											154348-0-01	
G-34	Stop Ring E8											048080-3-42	
H- 1	Knee Lifter Shaft				146036-1-01							146069-0-01	
H- 2	Knee Lifter	146037-0-01			146037-0-01		146037-0-01				146037-0-01		
H- 3	Bolt 5.95	146367-0-01			146367-0-01		146367-0-01				146367-0-01		
H- 4	Screw 5.95	104885-0-01			104885-0-01		104885-0-01				104885-0-01		
H- 5	Nut 5.95	100022-0-04			100022-0-04		100022-0-04				100022-0-04		
H- 6	Spring	146038-0-01			146038-0-01		146038-0-01						
H- 8	Knee Lifter Assembly		181427-0-01										
H-10	Spring											146985-0-01	
H-11	Knee Lifter		159310-0-01		159310-0-01			159310-0-01					
H-12	Bolt 5.95 x 16		017761-6-12		017761-6-12			017761-6-12					
H-13	Screw 5.95		104885-0-01		104885-0-01			104885-0-01					
H-14	Nut 5.95		100022-0-04		100022-0-04			100022-0-04					
H-15	Spring		159311-0-01		159311-0-01			159311-0-01					
H-16	Presser Foot Lifter											153128-0-01	
H-17	Knee Lifter Shaft											153127-0-01	
H-18	Collar											141351-0-01	
H-19	Screw 6.35											101706-0-03	
J - 3	Packing	151421-0-01	151422-0-00		151421-0-01	151422-0-00	151421-0-01	151422-0-00	151421-0-01	151422-0-00	151421-0-01	151422-0-00	151422-0-00
J -52-1	Oil Pan	149580-0-01	159317-0-01		149580-0-01	159317-0-01	149580-0-01	159317-0-01				149581-1-01	

From the library of: Diamond Needle Corp

Ref. No.	Sub-class	-0□□			-1□□			-4□□			-7□□		-9□□	
		03	15	35	03	15	03	15	35	03	15	03	15	
W-1	Feed Guide Assembly			S00343-0-01					S00343-0-01					
Z-4-13	Spanner 3								142721-0-01					
Z-22	Bobbin Case Sheet		140356-0-01											
Z-23-1	Knee Lifter Complying Bar				145573-0-00									
Z-23-2	Complying Bar Assembly										S00096-0-01			
Z-26	Hinge Assembly		143882-0-01											
Z-27	Hinge E								145945-0-01					
Z-43	Screw 437-40 x 6								062680-6-16					
Z-44	Washer 4.37								025680-1-33					
Z-45	Bobbin Winder Assembly		117963-0-01											
Z-65	Treadle Pedal		147893-0-02											
Z-66	Pedal Stopper		116016-0-01											
Z-67	Nut 4		021400-1-06											
Z-68	Screw 4 x 14		001401-4-06											
Z-69	Chain Assembly		149247-0-01			149247-0-01		149247-0-01			149247-0-01		149247-0-01	
Z-75	Tension Release Wire Presser U		149135-0-01			149135-0-01		149135-0-01						
Z-76	Screw 3.57 x 6		001670-6-12			001670-6-12		001670-6-12						
Z-77	Stud Screw 6.35		149127-0-01			149127-0-01		149127-0-01						
Z-78	Screw 5.5 x 20								100666-0-02					
Z-79	Washer 5.56								025750-1-32					
Z-82	Shirring Wire		159314-0-01			159314-0-01		159314-0-01						
Z-83	Wire Sleeve		156640-0-01			156640-0-01		156640-0-01						
Z-84	Nut 4.76		110161-0-06			110161-0-06		110161-0-06						
Z-85	Tension Release Link		149131-0-01			149131-0-01		149131-0-01						
Z-90	Screw 595-28 x 28								062760-8-12					
Z-91	Screw 3.57								100257-0-10					
Z-92	Cord Stopper								145597-0-01					
Z-93	Screw 437-40 x 8								062680-8-12					
A-21	Oil Cap		3						2					
G-14	Stop Ring		1						1					
P-22	Tube Holder L						2	1		2	1	2	1	
P-23	Screw 357-40 x 6						2	1		2	1	2	1	

From the library of: Diamond Needle Corp

Ref. No.	Name of Parts	Sub-class Spec.	Standard	- 100		- 400		- 700		- 900	
				Efka		Efka	Brother	Efka	Brother	Efka	Brother
C-19	Needle Bar		111462-0-01		114908-0-01		111462-0-01	114908-0-01	111462-0-01	114908-0-01	111462-0-01
C-20	Needle #11		(DB x 1) 100265-0-31		(DP x 5) 107415-0-11		(DB x 1) 100265-0-31	(DP x 5) 107415-0-11	(DB x 1) 100265-0-31	(DP x 5) 107415-0-11	(DB x 1) 100265-0-31
G-11	Tension Release Plate Assembly					151270-0-01				151272-0-01	
G-12	Spring					145475-1-01				147197-1-01	
G-26	Screw 357		062670-8-12					062671-0-12			
G-27	Finger Guard							159738-0-00			
K-34	Thread Trimming Solenoid				156626-0-01		154597-0-01	156626-0-01	154597-0-01	156626-0-01	154597-0-01
K-45	Nylon Connector 12P						153969-0-00		153969-0-00		153969-0-00
K-46	Connector Cap 5						153971-0-01		153971-0-01		153971-0-01
M- 1	Synchronizer Assembly #8						222379-0-01		222379-0-01		222379-0-01
M- 6	Slip Ring Support				148825-0-01			148825-0-01		148825-0-01	
P- 1	Thread Wiper Solenoid Assembly					158381-0-01	156988-0-01	158381-0-01	156988-0-01	158381-0-01	156988-0-01
P-24	W Cord S Assembly						154210-0-01		154210-0-01		154210-0-01
P-25	Nylon Connector						146046-0-00		146046-0-00		146046-0-00
Q- 5	Reverse Solenoid Assembly					154734-0-01	154732-0-01	154734-0-01	154732-0-01	154734-0-01	154732-0-01
Q- 5-5	Terminal Pin (Male)						143549-0-00		143549-0-00		143549-0-00
R- 3	Reverse Switch Assembly					151185-0-01	154206-0-00	151185-0-01	154206-0-00	151185-0-01	154206-0-00
R- 3-3	Terminal Pin (Male)						143549-0-00		143549-0-00		143549-0-00
S- 1	Air Unit Valve Assembly								151126-1-01		
S- 3	Screw 4.5 x 20								101118-0-01		
S- 4	Staple								200190-0-01		
T- 1	Knee Lifter Switch Assembly								154169-0-01		154169-0-01
T- 2	Screw 4.1 x 25								034422-5-03		034422-5-03
V-16	Cord Assembly									154196-0-01	
Z- 8	Needle #11		(DB x 1) 100265-0-31		(DP x 5) 107415-0-11		(DB x 1) 100265-0-31	(DP x 5) 107415-0-11	(DB x 1) 100265-0-31	(DP x 5) 107415-0-11	(DB x 1) 100265-0-31
Z-47	Belt Cover Assembly E			147899-0-01							
Z-53-2	Cotton Stand Assembly 2							150150-0-03			
Z-53-3	Cotton Stand Assembly 2D			150125-0-01							

From the library of Diamond Needle Corp.

INDEX AEBSEICHNUNG

051400-1-09	051400-2-05	051400-3-09	051401-3-53	051402-0-13	051403-0-13	051404-0-13	051405-0-03	051406-0-33	051407-0-33	051408-0-33	051409-0-13	051410-0-10	051411-0-13	051412-0-13	051413-0-13	051414-0-13	051415-0-13	051416-0-13	051417-0-13	051418-0-13	051419-0-13	051420-0-13	051421-0-13	051422-0-13	051423-0-13	051424-0-13	051425-0-13	051426-0-13	051427-0-13	051428-0-13	051429-0-13	051430-0-13	051431-0-13	051432-0-13	051433-0-13	051434-0-13	051435-0-13	051436-0-13	051437-0-13	051438-0-13	051439-0-13	051440-0-13	051441-0-13	051442-0-13	051443-0-13	051444-0-13	051445-0-13	051446-0-13	051447-0-13	051448-0-13	051449-0-13	051450-0-13	051451-0-13	051452-0-13	051453-0-13	051454-0-13	051455-0-13	051456-0-13	051457-0-13	051458-0-13	051459-0-13	051460-0-13	051461-0-13	051462-0-13	051463-0-13	051464-0-13	051465-0-13	051466-0-13	051467-0-13	051468-0-13	051469-0-13	051470-0-13	051471-0-13	051472-0-13	051473-0-13	051474-0-13	051475-0-13	051476-0-13	051477-0-13	051478-0-13	051479-0-13	051480-0-13	051481-0-13	051482-0-13	051483-0-13	051484-0-13	051485-0-13	051486-0-13	051487-0-13	051488-0-13	051489-0-13	051490-0-13	051491-0-13	051492-0-13	051493-0-13	051494-0-13	051495-0-13	051496-0-13	051497-0-13	051498-0-13	051499-0-13	051500-0-13
-------------	-------------	-------------	-------------	-------------	-------------	-------------	-------------	-------------	-------------	-------------	-------------	-------------	-------------	-------------	-------------	-------------	-------------	-------------	-------------	-------------	-------------	-------------	-------------	-------------	-------------	-------------	-------------	-------------	-------------	-------------	-------------	-------------	-------------	-------------	-------------	-------------	-------------	-------------	-------------	-------------	-------------	-------------	-------------	-------------	-------------	-------------	-------------	-------------	-------------	-------------	-------------	-------------	-------------	-------------	-------------	-------------	-------------	-------------	-------------	-------------	-------------	-------------	-------------	-------------	-------------	-------------	-------------	-------------	-------------	-------------	-------------	-------------	-------------	-------------	-------------	-------------	-------------	-------------	-------------	-------------	-------------	-------------	-------------	-------------	-------------	-------------	-------------	-------------	-------------	-------------	-------------	-------------	-------------	-------------	-------------	-------------	-------------	-------------	-------------	-------------	-------------	-------------

Ref. No.	Sub-class Spec.	-0□□			-1□□	
		03	15	35	03	15
Name of Parts		Efka				
G-24	Presser Foot Assembly	151277-0-01	151281-0-01		151277-0-01	151281-0-01
Z-70	Exchange Parts Assembly			183042-3-01		
Z-73	Gathering Separator S3 Assembly		183214-3-01			183214-3-01

Ref. No.	Sub-class Spec.	-4□□						-7□□				-9□□			
		03		15		35		03		15		03		15	
		Efka	Brother	Efka	Brother	Efka	Brother	Efka	Brother	Efka	Brother	Efka	Brother	Efka	Brother
G-24	Presser Foot Assembly	151277-0-01		151281-0-01				151277-0-01		151281-0-01		151277-0-01		151281-0-01	
Z-70	Exchange Parts Assembly					183042-0-01									
Z-73	Gathering Separator S3 Assembly			183214-3-01				183214-3-01				183214-3-01			